

**Potton Town Council  
Grass Cutting Specifications  
And  
Location Maps**

## **Purpose of document**

### **Why**

This introductory document aims to explain the legend and specifications behind the series of site location maps it accompanies and that form Appendix 3.

It also sets out some generic guidances on the types and terminology of mowing specified.

Along with the accompanying maps, it is an aid to guide Contractors and Town Councillors as to the location and relevant specifications for cutting each area of grass within the town of Potton.

**Ha of grass: 89.5; Number of grass plots: 346**

## **Introduction to Site Maps**

### ***Number of site maps***

There are 94 Maps covering all grass areas within the town (see Appendix 3). These have all been alphanumerically coded to identify the location and plot as well as colour coded to identify the specification of cut height. Each also has further detail on the frequency of cut and where necessary other relevant information.

### ***Alphanumeric coding of site maps***

Each map has as its title, the name of the street or site. Each area of grass on the maps subsequently alphanumerically coded with letters denoting usually the first two letter of the street or site name, followed by a number. For example: Aldgate Close has 5 areas of grass to be mown. These are labelled sequentially as AL1 too AL5.

They have been coded as such to assist identifying any issues that may arise. This will be a two-way process of either client to contractor or contractor to client. Such scenarios could be an area that has not been cut or where and area cannot be cut because of an instruction or other issue.

### ***Introduction to specifications***

There are five principle grass height specifications identified by a different colour. They are 'Amenity', 'Short 1 'and 'Short 2', 'Intermediate 'and 'Long'.

'Amenity' areas are to be cut weekly. 'Short Grass' plots are specified to be cut every two weeks. Elsewhere, 'Intermediate Grass' is cut at either four to six, or six to eight week intervals. Long grass plots are cut every six weeks or annually.

There are two colours indicating 'Long Grass'. One is applicable only to the contract, further indicated with the letter 'C'. The other additionally 'Long Grass', indicated by the letter 'P' is applicable only to Potton Town Council. Table 1 lists all grass specification heights and sites where applicable.

At St Mary's Church and Henry Smith Park, multiple specifications apply to different areas of the site. Details of which are contained within Appendix 1 and the relevant site location maps that comprise Appendix 3.

At those sites and additionally at King Street-Gamlingay Road Triangle, flowering usually takes precedent to sward length. Plots, identified on site maps will be mown regularly except for a period in late spring and summer 'as advised' by representatives of Potton Town Council (see below and Appendix 1).

The supplementary table in Appendix 1 lists sites, number of plots and areas at each, along with height colour code and a detailed specification. These will correspond to the accompanying site location maps.

## ***Colour codes and heights of grass***

The following table identifies the colour, grass length and lists the sites or areas to which they are applicable.

**Table 1: Grass heights and sites applicable**

Colour	Type	Min-Max height	Site locations
30.0ha Cut weekly	Amenity	25-40mm	Henry Smith Park, Mill Lane Recreation Ground, Sandy Road Cemetery
c30.0ha Cut 2wks	Short 1	50-100mm	Aldgate Close, Allotments, Baker Avenue, Bellevue Close, Biggleswade Road, Braybrooks Drive, Brook End, Brookfields, Byards Green, Catherines Close, Carters Lane, Chapman Close, Downside Gardens, Garden Fields, Henry Smith, Horslow Street, Jacobs Close, Jennings Close, Judith Gardens, King Street, Manor Way, Mill Lane Play Area, Royston Street, Sandy Road, part Sandy Road Cemetery, Shannon Place, Sheepwalk Close, Sheffield Close, Spencer Close, St Mary's Church, The Manor, The Paddocks, Sycamore Close, The Ridgeway, Torrington Close, Wingfield Drive,
17.5ha Cut 2wks	Short 2	75-125mm	Bury Hill, part Carters Lane, Everton Road, Festival Road, Gamlingay Road, Hatley Road, Mill Lane, Myers Road, Newtown, St Mary's Church, Sutton Road, Sutton Mill Road, Willow Road,
c7.0ha Cut 4-6wks	Intermediate	100-250mm	Everton Road, Bury Hill, Gamlingay Road, Henry Smith, St Mary's Church, Sutton Road, Sycamore Close, Wrestlingworth Road
c4.0ha Cut 6-8wks	Long (C)	100-450mm	Gamlingay Road, Hatley Road, Sutton Road,
2.1ha	Long (P)	100-450mm	part Carters Lane, part Henry Smith

### ***Variations of mowing***

Each specification makes provision for no cutting during dry conditions. This will be advised in advance by a representative of Potton Town Council.

Cessation of mowing will also be where flowering is being encouraged. This will be at St Mary's Church and King Street-Gamlingay Road Triangle and parts of Henry Smith. Details are contained within Appendix 1 and relevant accompanying site location maps.

Some plots - identified in Appendix 1 and site maps in Appendix 3 will only require occasional cutting.

For an annotated example of a site location map, see Appendix 2

### ***Strimming furniture and trees***

Follow-up strimming is required for all furniture. This includes signs, benches, fencing and walls. When strimming around trees, do not to trim within 30cm of the base of the tree to avoid damage to the bark.

### ***Cleaning up***

All arisings to be cleaned from paths, service covers, play equipment and gravestones

***Requests for additional works***

From time to time the Town Council may formally request, through its office, a quote for additional works to grass areas.

***Protocol for antisocial behaviour***

If employees encounter harassment or anti-social behaviour from members of the community, they are to report this immediately to the Clerk with full details of what has taken place.

## Appendix 1: Plot addresses, areas, and specifications

Site Address (Code)	Plots	Area m sq	Spec 1: Height Min-Max (mm)	Spec 2	Additional Notes
<b>Aldgate Close (AL)</b> (1 map)	5	405	50-100	<ul style="list-style-type: none"> <li>• Cut every 2wks.</li> <li>• No cuts may be advised in dry conditions.</li> <li>• Strim around furniture and trees.</li> <li>• Do not cut within 30cm from base of trees.</li> </ul>	
<b>Allotment Gardens (AG)</b> (1 map)	9	1606	50-100	<ul style="list-style-type: none"> <li>• Cut every 2wks.</li> <li>• No cuts may be advised in dry conditions.</li> <li>• Strim around furniture and trees.</li> <li>• Do not cut within 30cm from base of trees.</li> </ul>	
<b>Baker Avenue (BA)</b> (2 Maps a, b)	3	240	50-100	<ul style="list-style-type: none"> <li>• Cut every 2wks.</li> <li>• No cuts may be advised in dry conditions.</li> <li>• Strim around furniture and trees.</li> <li>• Do not cut within 30cm from base of trees.</li> </ul>	
<b>Bellevue Close (BE)</b> (1 map in Newtown c)	1	100	50-100	<ul style="list-style-type: none"> <li>• Cut every 2wks.</li> <li>• No cuts may be advised in dry conditions.</li> <li>• Strim around furniture and trees.</li> <li>• Do not cut within 30cm from base of trees.</li> </ul>	
<b>Biggleswade Road (BI)</b> (3 Maps a-c)	10	668	50-100	<ul style="list-style-type: none"> <li>• Cut every 2wks.</li> <li>• No cuts may be advised in dry conditions.</li> <li>• Strim around furniture and trees.</li> <li>• Do not cut within 30cm from base of trees.</li> </ul>	
<b>Braybrook Drive (BB)</b> (1 map)	2	49	50-100	<ul style="list-style-type: none"> <li>• Cut every 2wks.</li> <li>• No cuts may be advised in dry conditions.</li> <li>• Strim around furniture and trees.</li> <li>• Do not cut within 30cm from base of trees.</li> </ul>	
<b>Brook End (BR)</b> (1 map)	4	216	50-100	<ul style="list-style-type: none"> <li>• Cut every 2wks.</li> <li>• No cuts may be advised in dry conditions.</li> <li>• Strim around furniture and trees.</li> <li>• Do not cut within 30cm from base of trees.</li> </ul>	

Site Address (Code)	Plots	Area m sq	Spec 1: Height Min-Max (mm)	Spec 2	Additional Notes
<b>Brookfields (BF)</b> (4 Maps a-d)	13	511	50-100	<ul style="list-style-type: none"> <li>• Cut every 2wks.</li> <li>• No cuts may be advised in dry conditions.</li> <li>• Strim around furniture and trees.</li> <li>• Do not cut within 30cm from base of trees.</li> </ul>	
<b>Bury Hill (BH)</b> (1 map)	2	956	75-125	<ul style="list-style-type: none"> <li>• Cut every 2wks.</li> <li>• No cuts may be advised in dry conditions.</li> <li>• Strim around furniture and trees.</li> <li>• Do not cut within 30cm from base of trees.</li> </ul>	
	2	354	100-250	<ul style="list-style-type: none"> <li>• Cut every 6-8wks</li> <li>• No cuts may be advised in dry conditions.</li> <li>• Strim around furniture and trees.</li> <li>• Do not cut within 30cm from base of trees.</li> </ul>	• CBC to cut hedge (PTC to advise)
<b>Byards Green (BY)</b> (1 map)	11	64	50-100	<ul style="list-style-type: none"> <li>• Cut every 2wks.</li> <li>• No cuts may be advised in dry conditions.</li> <li>• Strim around furniture and trees.</li> <li>• Do not cut within 30cm from base of trees.</li> </ul>	
<b>Carters Lane (CL)</b> (1 map)	3	147	50-100	<ul style="list-style-type: none"> <li>• Cut every 2wks.</li> <li>• No cuts may be advised in dry conditions.</li> <li>• Strim around furniture and trees.</li> <li>• Do not cut within 30cm from base of trees.</li> </ul>	
	1	28	100-450	• Do not cut - Community Garden plots	• In time will expand area
<b>Catherines Close (CA)</b> (1 map)	2	104	50-100	<ul style="list-style-type: none"> <li>• Cut every 2wks.</li> <li>• No cuts may be advised in dry conditions.</li> <li>• Strim around furniture and trees.</li> <li>• Do not cut within 30cm from base of trees.</li> </ul>	
<b>Chapman Close (CH)</b> (2 Maps a-b)	4	609	50-100	<ul style="list-style-type: none"> <li>• Cut every 2wks.</li> <li>• No cuts may be advised in dry conditions.</li> <li>• Strim around furniture and trees.</li> <li>• Do not cut within 30cm from base of trees.</li> </ul>	

Site Address (Code)	Plots	Area m sq	Spec 1: Height Min-Max (mm)	Spec 2	Additional Notes
<b>Downside Gardens (DO)</b> (1 map)	5	214	50-100	<ul style="list-style-type: none"> <li>• Cut every 2wks.</li> <li>• No cuts may be advised in dry conditions.</li> <li>• Strim around furniture and trees.</li> <li>• Do not cut within 30cm from base of trees.</li> </ul>	
<b>Everton Road (EV)</b> (8 Maps a-h)	22	3262	75-125	<ul style="list-style-type: none"> <li>• Cut every 2wks.</li> <li>• No cuts may be advised in dry conditions.</li> <li>• Strim around furniture and trees.</li> <li>• Do not cut within 30cm from base of trees.</li> </ul>	
	7	259	100-250	<ul style="list-style-type: none"> <li>• Cut every 4-6wks</li> <li>• No cuts may be advised in dry conditions.</li> <li>• Strim around furniture and trees.</li> <li>• Do not cut within 30cm from base of trees.</li> </ul>	
	1	118	100-450	<ul style="list-style-type: none"> <li>• CBC to manage (PTC to notify)</li> <li>• Cut back hard in February</li> </ul>	• Traffic control required
<b>Festival Road (FE)</b> (3 Maps a-c)	8	2053	75-125	<ul style="list-style-type: none"> <li>• Cut every 2wks.</li> <li>• No cuts may be advised in dry conditions.</li> <li>• Strim around furniture and trees.</li> <li>• Do not cut within 30cm from base of trees.</li> </ul>	
<b>Gamlingay Road (GA)</b> (3 Maps a-c)	10	1388	75-125	<ul style="list-style-type: none"> <li>• Cut every 2wks.</li> <li>• No cuts may be advised in dry conditions.</li> <li>• Strim around furniture and trees.</li> <li>• Do not cut within 30cm from base of trees.</li> </ul>	
	2	872	100-250	<ul style="list-style-type: none"> <li>• Cut every 6-8wks</li> <li>• No cuts may be advised in dry conditions.</li> <li>• Strim around furniture and trees.</li> <li>• Do not cut within 30cm from base of trees.</li> </ul>	
	1	308	100-450	<ul style="list-style-type: none"> <li>• CBC to manage (PTC to notify)</li> <li>• Cut back hard in February</li> </ul>	• Traffic control required

Site Address (Code)	Plots	Area m sq	Spec 1: Height Min-Max (mm)	Spec 2	Additional Notes
<b>Garden Fields (GF)</b> (1 map)	4	182	50-100	<ul style="list-style-type: none"> <li>• Cut every 2wks.</li> <li>• No cuts may be advised in dry conditions.</li> <li>• Strim around furniture and trees.</li> <li>• Do not cut within 30cm from base of trees.</li> </ul>	
<b>Hatley Road (HA)</b> (Maps a-b)	2	83	75-125	<ul style="list-style-type: none"> <li>• Cut every 2wks.</li> <li>• No cuts may be advised in dry conditions.</li> <li>• Strim around furniture and trees.</li> <li>• Do not cut within 30cm from base of trees.</li> </ul>	
	1	1104	100-450	<ul style="list-style-type: none"> <li>• Nature Reserve - Cut &amp; Collect annually: Late Aug to mid Sept</li> </ul>	<ul style="list-style-type: none"> <li>• Traffic control required</li> <li>• Roadside Nature Reserve</li> </ul>
	1	56	100-450	<ul style="list-style-type: none"> <li>• CBC to manage (PTC to notify)</li> <li>• Cut back hard in February</li> </ul>	<ul style="list-style-type: none"> <li>• Traffic control required</li> </ul>
<b>Henry Smith (HS)</b> (4 maps a-d)	1	9630	25-40	<ul style="list-style-type: none"> <li>• Cut every week.</li> <li>• No cuts may be advised in dry conditions.</li> <li>• Strim around furniture and trees.</li> <li>• Do not cut within 30cm from base of trees.</li> </ul>	
	8	9419	50-100	<ul style="list-style-type: none"> <li>• Cut every 2wks.</li> <li>• No cuts may be advised in dry conditions.</li> <li>• Strim around furniture and trees.</li> <li>• Do not cut within 30cm from base of trees.</li> </ul>	<ul style="list-style-type: none"> <li>• HSf = mow paths beneath trees 1.5 - 2m wide</li> <li>• Mow strips either side of footpath 1.2 - 1.5m wide</li> </ul>
	8	3007	100-250	<ul style="list-style-type: none"> <li>• Cut &amp; Collect every 4-6wks <u>See Additional Notes</u></li> <li>• No cuts may be advised in dry conditions.</li> <li>• Strim around furniture and trees.</li> <li>• Do not cut within 30cm from base of trees.</li> </ul>	<ul style="list-style-type: none"> <li>• Flowering takes precedent to sward length</li> <li>• Do not cut bulbs until leaves die back</li> </ul>
	1	1876	100-450	<ul style="list-style-type: none"> <li>• PTC to manage as advised:</li> <li>• Carrot Wash/Potton Brook every 2wks</li> </ul>	<ul style="list-style-type: none"> <li>• Frequency will reduce</li> </ul>



Site Address (Code)	Plots	Area m sq	Spec 1: Height Min-Max (mm)	Spec 2	Additional Notes
<b>Horslow Street (HO)</b> (1 Map)	2	74	50-100	<ul style="list-style-type: none"> <li>• Cut every 2wks.</li> <li>• No cuts may be advised in dry conditions.</li> <li>• Strim around furniture and trees.</li> <li>• Do not cut within 30cm from base of trees.</li> </ul>	
<b>Jacobs Close (JA)</b> (1 Map)	1	34	50-100	<ul style="list-style-type: none"> <li>• Cut every 2wks.</li> <li>• No cuts may be advised in dry conditions.</li> <li>• Strim around furniture and trees.</li> <li>• Do not cut within 30cm from base of trees.</li> </ul>	
<b>Jennings Close (JE)</b> (1 Map)	8	62	50-100	<ul style="list-style-type: none"> <li>• Cut every 2wks.</li> <li>• No cuts may be advised in dry conditions.</li> <li>• Strim around furniture and trees.</li> <li>• Do not cut within 30cm from base of trees.</li> </ul>	
<b>Judith Gardens (JU)</b> (1 Map)	8	809	50-100	<ul style="list-style-type: none"> <li>• Cut every 2wks.</li> <li>• No cuts may be advised in dry conditions.</li> <li>• Strim around furniture and trees.</li> <li>• Do not cut within 30cm from base of trees.</li> </ul>	
<b>King Street (KI)</b> (3 Maps a-c)	7	362	50-100	<ul style="list-style-type: none"> <li>• Cut every 2wks.</li> <li>• No cuts may be advised in dry conditions.</li> <li>• Strim around furniture and trees.</li> <li>• Do not cut within 30cm from base of trees.</li> </ul>	
<b>King Street Triangle (KI_TR)</b> (1 Map)	1	766	75-125	<ul style="list-style-type: none"> <li>• Cut 2m mow strip around perimeter every 2wks</li> <li>• Cut main body every 2wks See Additional Notes</li> <li>• No cuts may be advised in dry conditions.</li> <li>• Strim around furniture and trees.</li> <li>• Do not cut within 30cm from base of trees.</li> </ul>	<ul style="list-style-type: none"> <li>• Cut every 2wks until c late May as advised</li> <li>• Then No cuts for c 8-12wks until advised</li> <li>• Then cut &amp; collect.</li> <li>• Then resume cutting every 2wks</li> <li>• Flowering takes precedent to sward length</li> <li>• Do not cut bulbs until leaves die back</li> </ul>
<b>Manor Way (MA)</b> (1 Map)	3	102	50-100	<ul style="list-style-type: none"> <li>• Cut every 2wks.</li> <li>• No cuts may be advised in dry conditions.</li> <li>• Strim around furniture and trees.</li> <li>• Do not cut within 30cm from base of trees.</li> </ul>	

Site Address (Code)	Plots	Area m sq	Spec 1: Height Min-Max (mm)	Spec 2	Additional Notes
<b>Mill Lane (ML)</b> (Maps a-b)	4	177	75-125	<ul style="list-style-type: none"> <li>• Cut every 2wks.</li> <li>• No cuts may be advised in dry conditions.</li> <li>• Strim around furniture and trees.</li> <li>• Do not cut within 30cm from base of trees.</li> </ul>	
<b>Mill Lane Recreation (MLR)</b> <b>Mill Lane Play Area (MLP)</b> (1 map)	1	20000	25-40	<ul style="list-style-type: none"> <li>• Cut every week.</li> <li>• No cuts may be advised in dry conditions.</li> <li>• Strim around furniture and trees.</li> <li>• Do not cut within 30cm from base of trees.</li> </ul>	
	1	1000	50-100	<ul style="list-style-type: none"> <li>• Cut every 2wks.</li> <li>• No cuts may be advised in dry conditions.</li> <li>• Strim around furniture and trees.</li> <li>• Do not cut within 30cm from base of trees.</li> </ul>	
	1	14	75-125	<ul style="list-style-type: none"> <li>• Cut every 2wks.</li> <li>• No cuts may be advised in dry conditions.</li> <li>• Strim around furniture and trees.</li> <li>• Do not cut within 30cm from base of trees.</li> </ul>	
<b>Myers Road (MY)</b> (3 Maps a-c)	9	1365	75-125	<ul style="list-style-type: none"> <li>• Cut every 2wks.</li> <li>• No cuts may be advised in dry conditions.</li> <li>• Strim around furniture and trees.</li> <li>• Do not cut within 30cm from base of trees.</li> </ul>	
	1	32	100-250	<ul style="list-style-type: none"> <li>• Cut every 4-6wks.</li> <li>• No cuts may be advised in dry conditions.</li> <li>• Strim around furniture and trees.</li> <li>• Do not cut within 30cm from base of trees.</li> </ul>	
	1	135	100-450	<ul style="list-style-type: none"> <li>• Cut every 4-6wks.</li> <li>• No cuts may be advised in dry conditions.</li> <li>• Strim around furniture and trees.</li> <li>• Do not cut within 30cm from base of trees.</li> </ul>	

Site Address (Code)	Plots	Area m sq	Spec 1: Height Min-Max (mm)	Spec 2	Additional Notes
<b>Newtown (NE)</b> (3 Maps a-c)	10	1128	75-125	<ul style="list-style-type: none"> <li>• Cut every 2wks.</li> <li>• No cuts may be advised in dry conditions.</li> <li>• Strim around furniture and trees.</li> <li>• Do not cut within 30cm from base of trees.</li> </ul>	
<b>Royston Street (RO)</b> (1 Map)	2	136	50-100	<ul style="list-style-type: none"> <li>• Cut every 2wks.</li> <li>• No cuts may be advised in dry conditions.</li> <li>• Strim around furniture and trees.</li> <li>• Do not cut within 30cm from base of trees.</li> </ul>	
	2	138	75-125	<ul style="list-style-type: none"> <li>• Cut every 2wks.</li> <li>• No cuts may be advised in dry conditions.</li> <li>• Strim around furniture and trees.</li> <li>• Do not cut within 30cm from base of trees.</li> </ul>	
<b>Sandy Road (SA)</b> (2 Maps a-b)	6	512	75-125	<ul style="list-style-type: none"> <li>• Cut every 2wks.</li> <li>• No cuts may be advised in dry conditions.</li> <li>• Strim around furniture and trees.</li> <li>• Do not cut within 30cm from base of trees.</li> </ul>	
<b>Sandy Road Cemetery (SRC)</b> (1 Map)	3	10000	25-40	<ul style="list-style-type: none"> <li>• Cut every week.</li> <li>• No cuts may be advised in dry conditions.</li> <li>• Strim around furniture and trees.</li> <li>• Do not cut within 30cm from base of trees.</li> </ul>	
	1	1578	50-100	<ul style="list-style-type: none"> <li>• Cut every 2wks.</li> <li>• No cuts may be advised in dry conditions.</li> <li>• Strim around furniture and trees.</li> <li>• Do not cut within 30cm from base of trees.</li> </ul>	
<b>Shannon Place (SP)</b> (1 Map)	1	11	50-100	<ul style="list-style-type: none"> <li>• Cut every 2wks.</li> <li>• No cuts may be advised in dry conditions.</li> <li>• Strim around furniture and trees.</li> <li>• Do not cut within 30cm from base of trees.</li> </ul>	

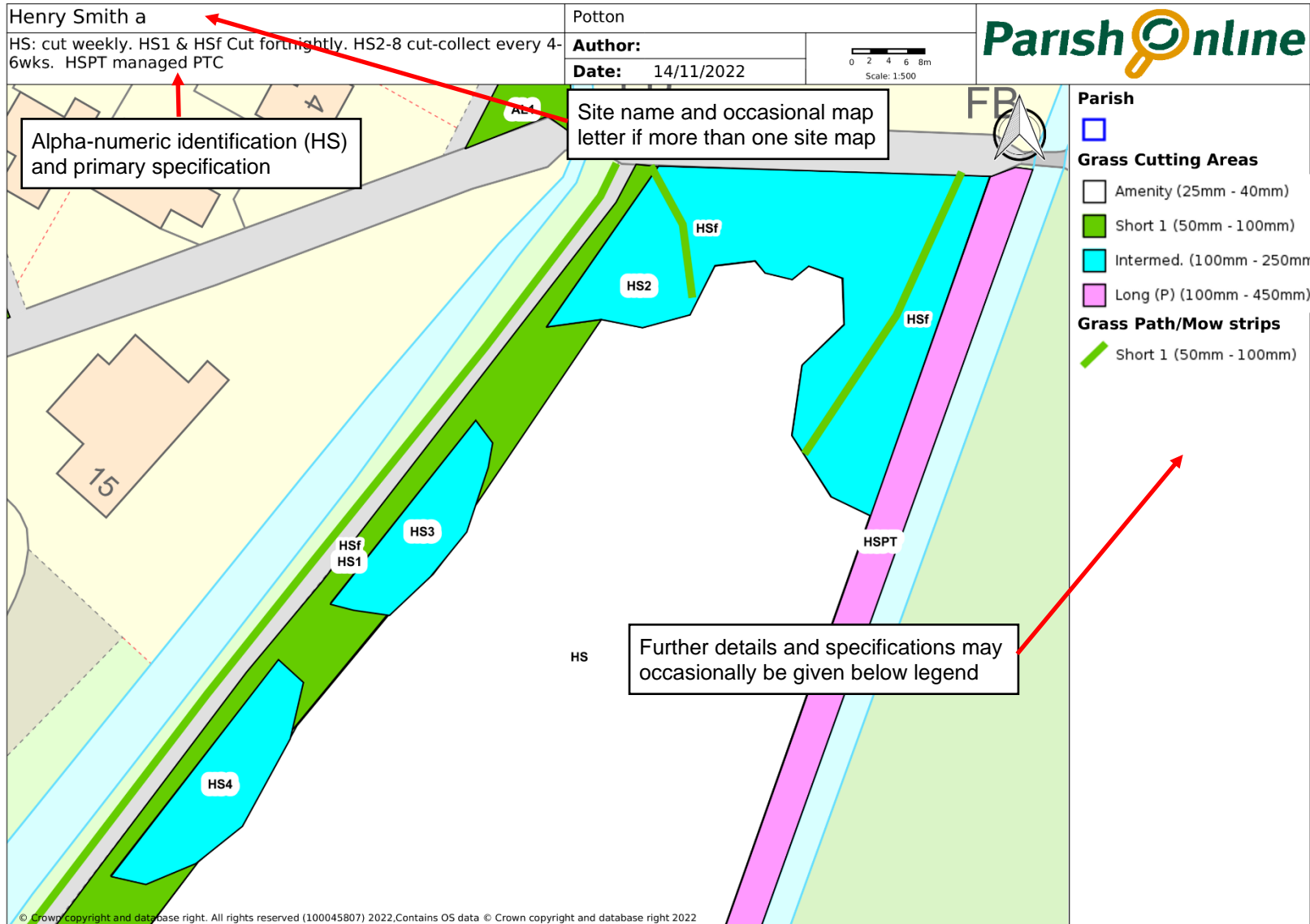
Site Address (Code)	Plots	Area m sq	Spec 1: Height Min-Max (mm)	Spec 2	Additional Notes
Sheepwalk Close (SW) (1 Map)	13	89	50-100	<ul style="list-style-type: none"> <li>• Cut every 2wks.</li> <li>• No cuts may be advised in dry conditions.</li> <li>• Strim around furniture and trees.</li> <li>• Do not cut within 30cm from base of trees.</li> </ul>	
Sheffield Close (SH) (3 Maps a-c)	7	434	50-100	<ul style="list-style-type: none"> <li>• Cut every 2wks.</li> <li>• No cuts may be advised in dry conditions.</li> <li>• Strim around furniture and trees.</li> <li>• Do not cut within 30cm from base of trees.</li> </ul>	
Spencer Close (SC) (1 Map)	3	333	50-100	<ul style="list-style-type: none"> <li>• Cut every 2wks.</li> <li>• No cuts may be advised in dry conditions.</li> <li>• Strim around furniture and trees.</li> <li>• Do not cut within 30cm from base of trees.</li> </ul>	
St Mary's Church (SMC) (1 Map)	3	180	50-100	<ul style="list-style-type: none"> <li>• Cut every 2wks.</li> <li>• No cuts may be advised in dry conditions.</li> <li>• Strim around furniture and trees.</li> <li>• Do not cut within 30cm from base of trees.</li> </ul>	
	9	3900	75-125	<ul style="list-style-type: none"> <li>• Cut every 2wks.</li> <li>• No cuts may be advised in dry conditions.</li> <li>• Strim around furniture and trees.</li> <li>• Do not cut within 30cm from base of trees.</li> </ul>	<ul style="list-style-type: none"> <li>• Flowering takes precedent to sward length</li> <li>• Do not cut bulbs until leaves die back</li> <li>• Applies: 3 seasons on then 3 off</li> </ul>
	1	310	100-250	<ul style="list-style-type: none"> <li>• Cut every 4-6wks.</li> <li>• No cuts may be advised in dry conditions.</li> <li>• Strim around furniture and trees.</li> <li>• Do not cut within 30cm from base of trees.</li> </ul>	

Site Address (Code)	Plots	Area m sq	Spec 1: Height Min-Max (mm)	Spec 2	Additional Notes
<b>Sutton Road (SU)</b> (6 Maps a-f)	3	287	100-250	<ul style="list-style-type: none"> <li>• Cut every 4-6wks.</li> <li>• No cuts may be advised in dry conditions.</li> <li>• Strim around furniture and trees.</li> <li>• Do not cut within 30cm from base of trees.</li> </ul>	
	3	462	75-125	<ul style="list-style-type: none"> <li>• Cut every 2wks.</li> <li>• No cuts may be advised in dry conditions.</li> <li>• Strim around furniture and trees.</li> <li>• Do not cut within 30cm from base of trees.</li> </ul>	
	13	2237	100-450	<ul style="list-style-type: none"> <li>• Cut every 6-8wks.</li> <li>• No cuts may be advised in dry conditions.</li> <li>• Strim around furniture and trees.</li> <li>• Do not cut within 30cm from base of trees.</li> </ul>	
<b>Sutton Mill Road (SM)</b> (3 Maps a-c)	6	389	75-125	<ul style="list-style-type: none"> <li>• Cut every 2wks.</li> <li>• No cuts may be advised in dry conditions.</li> <li>• Strim around furniture and trees.</li> <li>• Do not cut within 30cm from base of trees.</li> </ul>	
<b>Sycamore Close (SY)</b> (1 Map with The Paddocks)	2	679	50-100	<ul style="list-style-type: none"> <li>• Cut every 2wks.</li> <li>• No cuts may be advised in dry conditions.</li> <li>• Strim around furniture and trees.</li> <li>• Do not cut within 30cm from base of trees.</li> </ul>	
<b>The Manor (TM)</b> (1 Map)	2	70	50-100	<ul style="list-style-type: none"> <li>• Cut every 2wks.</li> <li>• No cuts may be advised in dry conditions.</li> <li>• Strim around furniture and trees.</li> <li>• Do not cut within 30cm from base of trees.</li> </ul>	

Site Address (Code)	Plots	Area m sq	Spec 1: Height Min-Max (mm)	Spec 2	Additional Notes
The Paddocks (PA) (1 Map)	5	22	50-100	<ul style="list-style-type: none"> <li>• Cut every 2wks.</li> <li>• No cuts may be advised in dry conditions.</li> <li>• Strim around furniture and trees.</li> <li>• Do not cut within 30cm from base of trees.</li> </ul>	
	2	145	100-250	<ul style="list-style-type: none"> <li>• Cut every 4-6wks.</li> <li>• No cuts may be advised in dry conditions.</li> <li>• Strim around furniture and trees.</li> <li>• Do not cut within 30cm from base of trees.</li> </ul>	
The Ridgeway (RI) (1 Map)	3	105	50-100	<ul style="list-style-type: none"> <li>• Cut every 2wks.</li> <li>• No cuts may be advised in dry conditions.</li> <li>• Strim around furniture and trees.</li> <li>• Do not cut within 30cm from base of trees.</li> </ul>	
Torrington Close (TO) (1 Map)	6	50	50-100	<ul style="list-style-type: none"> <li>• Cut every 2wks.</li> <li>• No cuts may be advised in dry conditions.</li> <li>• Strim around furniture and trees.</li> <li>• Do not cut within 30cm from base of trees.</li> </ul>	
Willow Road (WR) (Maps a-f)	13	949	75-125	<ul style="list-style-type: none"> <li>• Cut every 2wks.</li> <li>• No cuts may be advised in dry conditions.</li> <li>• Strim around furniture and trees.</li> <li>• Do not cut within 30cm from base of trees.</li> </ul>	
Wingfield Drive (WI) (Maps a-d)	35	443	50-100	<ul style="list-style-type: none"> <li>• Cut every 2wks.</li> <li>• No cuts may be advised in dry conditions.</li> <li>• Strim around furniture and trees.</li> <li>• Do not cut within 30cm from base of trees.</li> </ul>	
Wrestlingworth Road (WR) (1 Map)	2	1847	100-250	<ul style="list-style-type: none"> <li>• Cut every 4-6wks.</li> <li>• No cuts may be advised in dry conditions.</li> <li>• Strim around furniture and trees.</li> <li>• Do not cut within 30cm from base of trees.</li> </ul>	

Site Address (Code)	Plots	Area m sq	Spec 1: Height Min-Max (mm)	Spec 2	Additional Notes
<b>Total plots:</b>	358				
<b>Total Area:</b>		91254	89.5ha		
<b>Total Amenity Grass:</b>		29630	29.6ha		
<b>Total Short 1:</b>		29447	29.5ha		
<b>Total Short 2:</b>		17496	17.5ha		
<b>Total Intermediate:</b>		7113	7.1ha		
<b>Total Long (C)ontractor:</b>		3649	3.6ha		
<b>Total Long (P)TC:</b>		2161	2.1ha		

## Appendix 2: Annotated example of site map





### **Appendix 3: Site Maps**

The following pages comprise the 93 Site Maps covering all grass areas within the town. These have all been alphanumerically coded to identify the location and plot as well as colour coded to identify the specification of cut height. Each also has further detail on the frequency of cut and where necessary other relevant information.

These should be read in conjunction with the preceding appendices and introductory text with this document.

Aldgate Close

Potton CP

AL1-5: Cut every 2wks. No cuts may be advised in dry conditions. Strim around furniture and trees.  
Do not cut within 30cm from base of trees.

Author:

Date: 02/11/2020



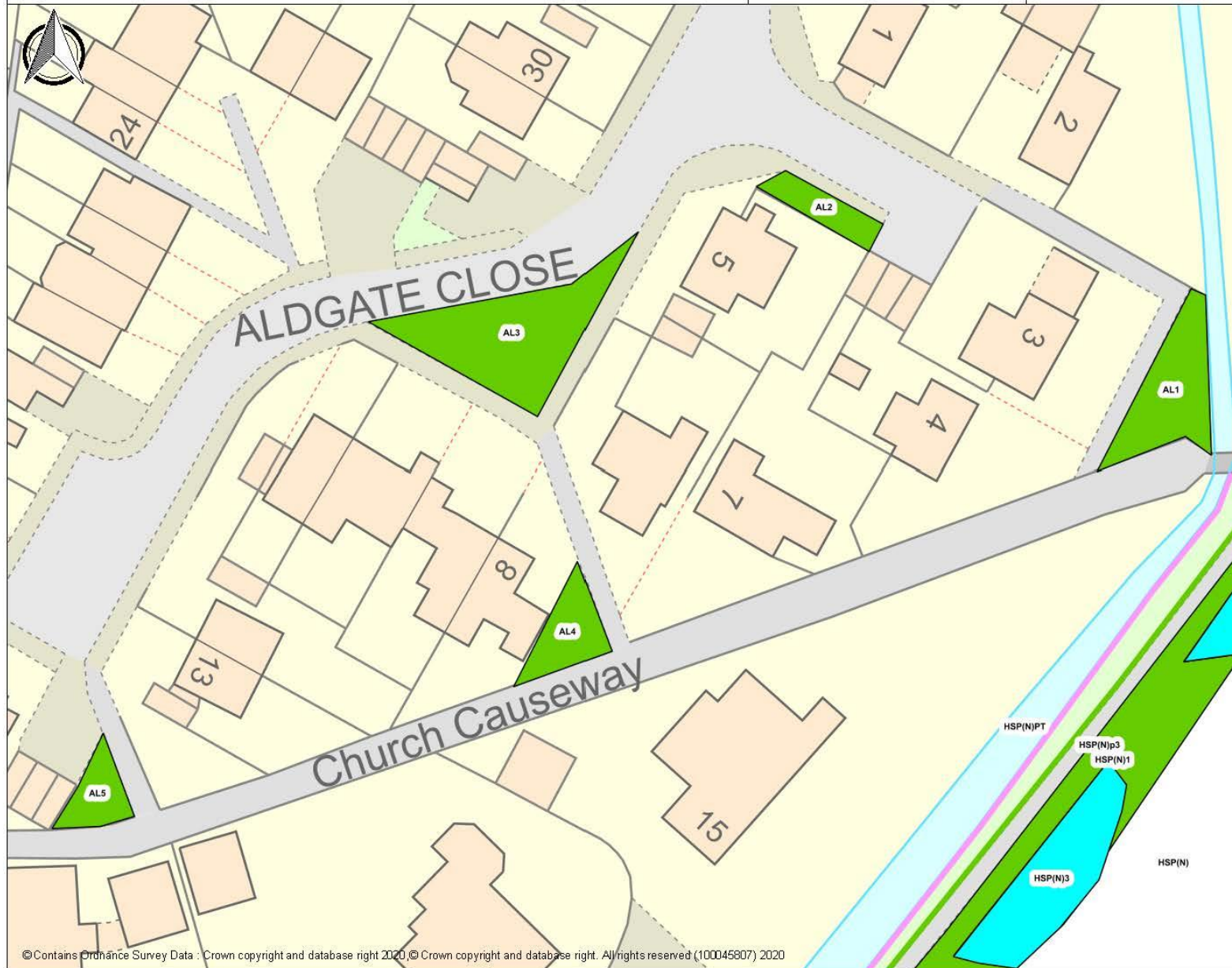
Grass Path/Mow strips

- Short 1 (50mm - 100mm)
- Long (P) (100mm - 450mm)

Grass Cutting Areas

- Amenity (25mm - 40mm)
- Short 1 (50mm - 100mm)
- Intermed. (100mm - 250mm)

Parish



Allotment Gardens

Potton CP

AG1-2; AG\_CP1-2: Cut every 2wks. No cuts may be advised in dry conditions. Strim around furniture. Do not cut within 30cm from base of trees

Author:

Date: 01/01/2021



Grass Path/Mow strips

-  Intermed (100mm-250mm)
-  Short 1 (50mm - 100mm)

Grass Cutting Areas

-  Short 1 (50mm - 100mm)
-  Intermed. (100mm - 250mm)
-  Short 2 (75mm - 125mm)

Parish



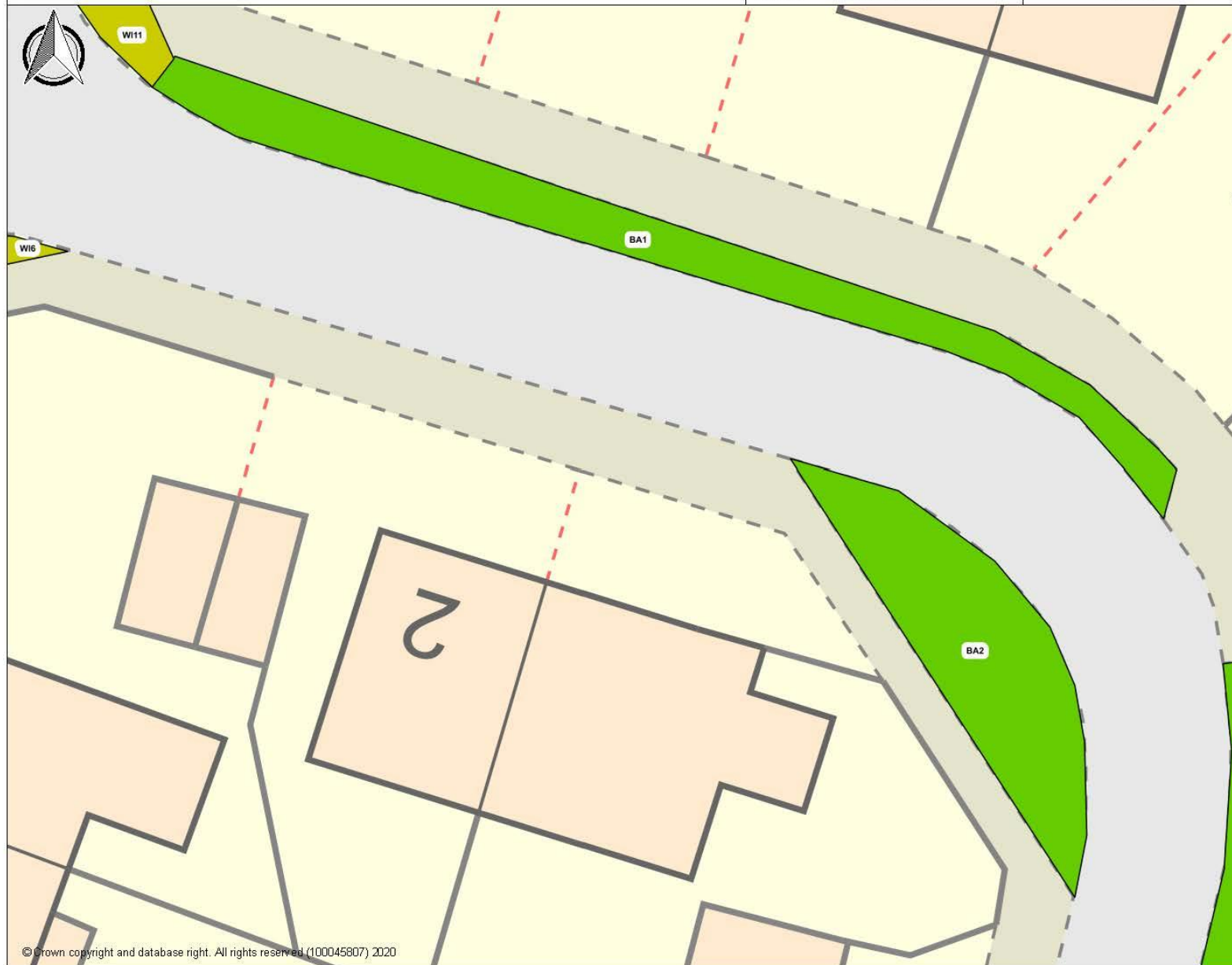
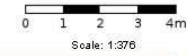
Baker Avenue a

Potton CP

BA1-2: Cut every 2wks. No cuts may be advised in dry conditions. Strim around furniture and trees.  
Do not strim within 30cm from base of trees.

Author:

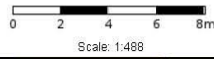
Date: 02/11/2020



**Grass Cutting Areas**

-  Short 1 (50mm - 100mm)
-  Short 2 (75mm - 125mm)

BA3: Cut every 2wks. No cuts may be advised in dry conditions. Strim around furniture and trees. Do not strim within 30cm from base of trees.



Author:

Date:

02/11/2020



Grass Cutting Areas

Short 1 (50mm - 100mm)



B11-2: Cut every 2wks. No cuts may be advised in dry conditions. Strim around furniture and trees. Do not strim within 30cm from base of trees.



Author:

Date:

02/11/2020




Grass Cutting Areas

Short 1 (50mm - 100mm)

Parish



B13-5: Cut every 2wks. No cuts may be advised in dry conditions. Strim around furniture and trees. Do not strim within 30cm from base of trees.

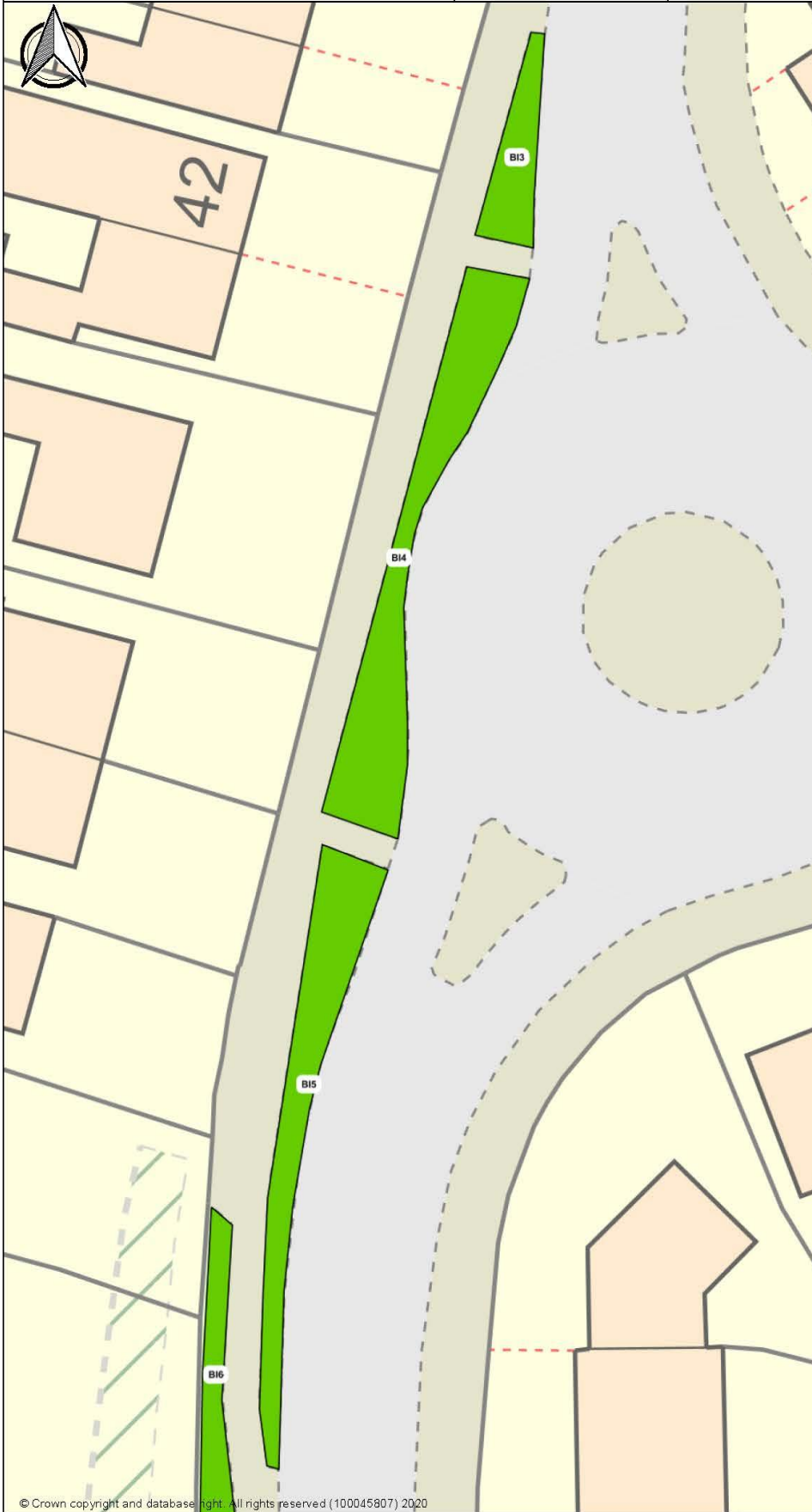


Author:  
Date: 02/11/2020




Grass Cutting Areas

 Short 1 (50mm - 100mm)



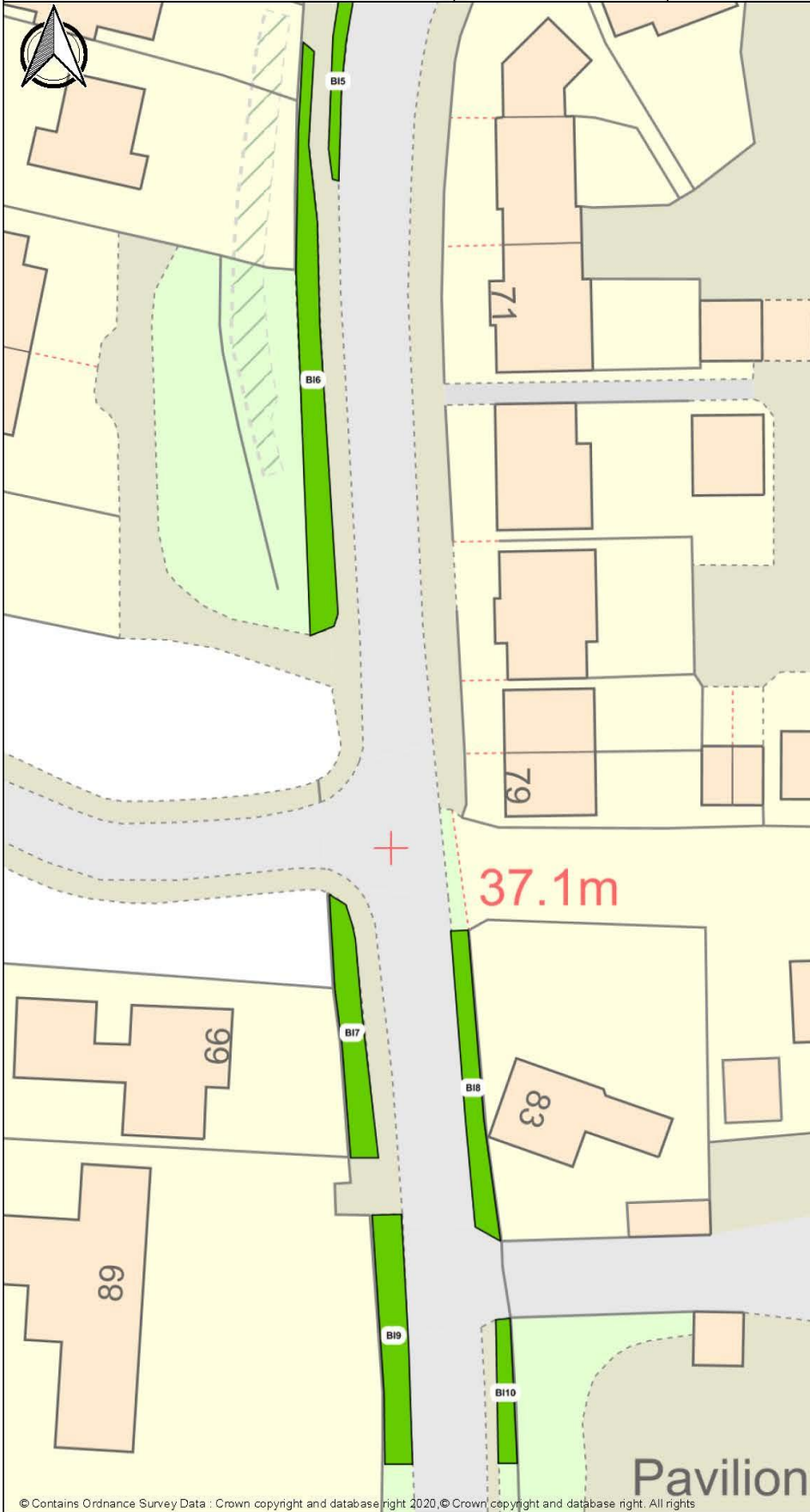
BI6-10: Cut every 2wks. No cuts may be advised in dry conditions. Strim around furniture and trees. Do not strim within 30cm from base of trees.



Author:

Date:

02/11/2020



Grass Cutting Areas

Short 1 (50mm - 100mm)

Parish





BB1-2 Cut every 2wks. No cuts may be advised in dry conditions. Strim around furniture and trees. Do not strim within 30cm from base of trees.



Author:

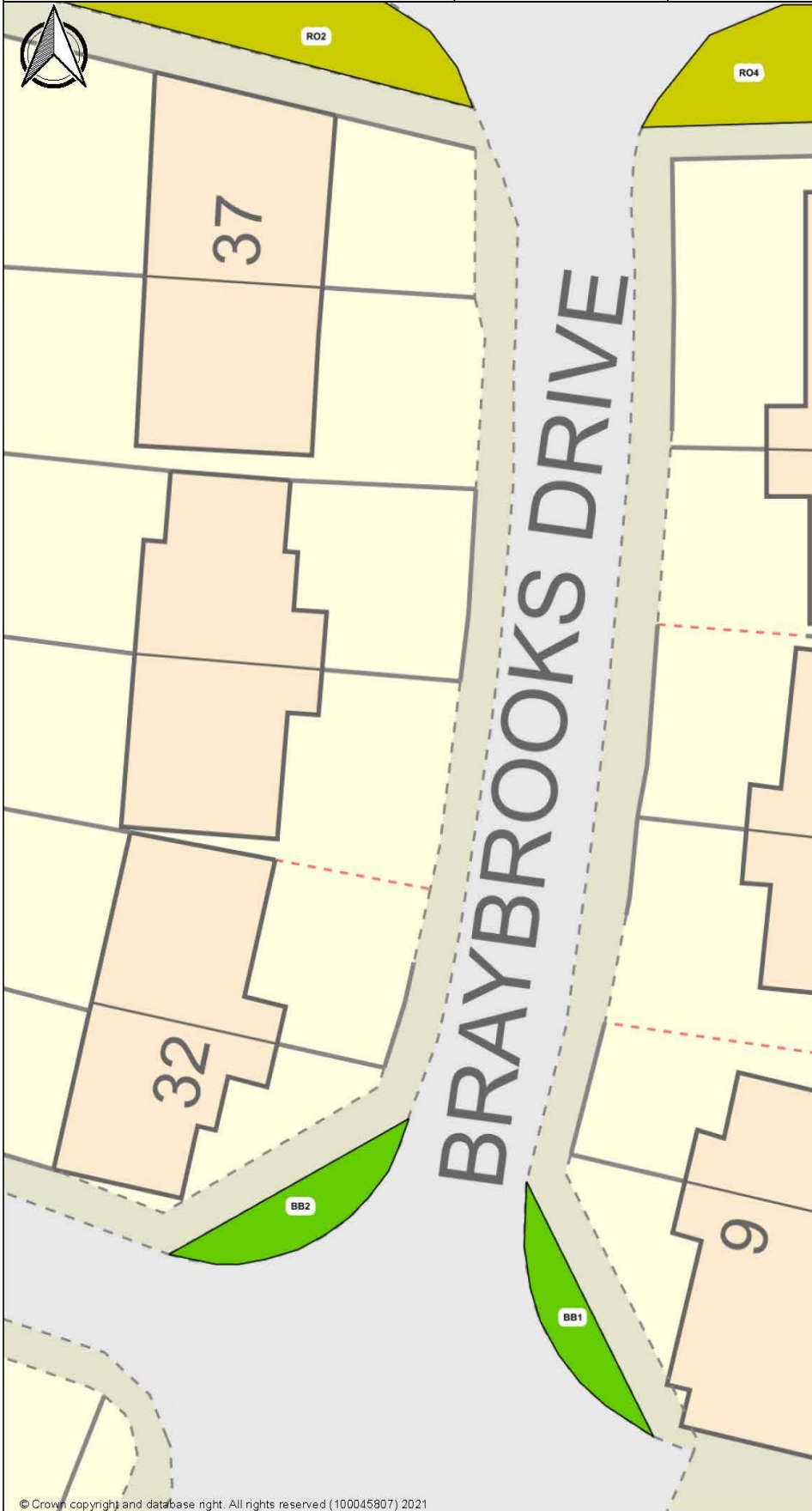
Date:

01/01/2021



Grass Cutting Areas

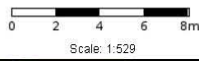
- Short 1 (50mm - 100mm)
- Short 2 (75mm - 125mm)



Brook End

Potton CP

BR1-4 Cut fortnightly. No cuts may be advised in dry conditions. Strim around all furniture and trees. Do not cut within 30cm from base of tree



Author:

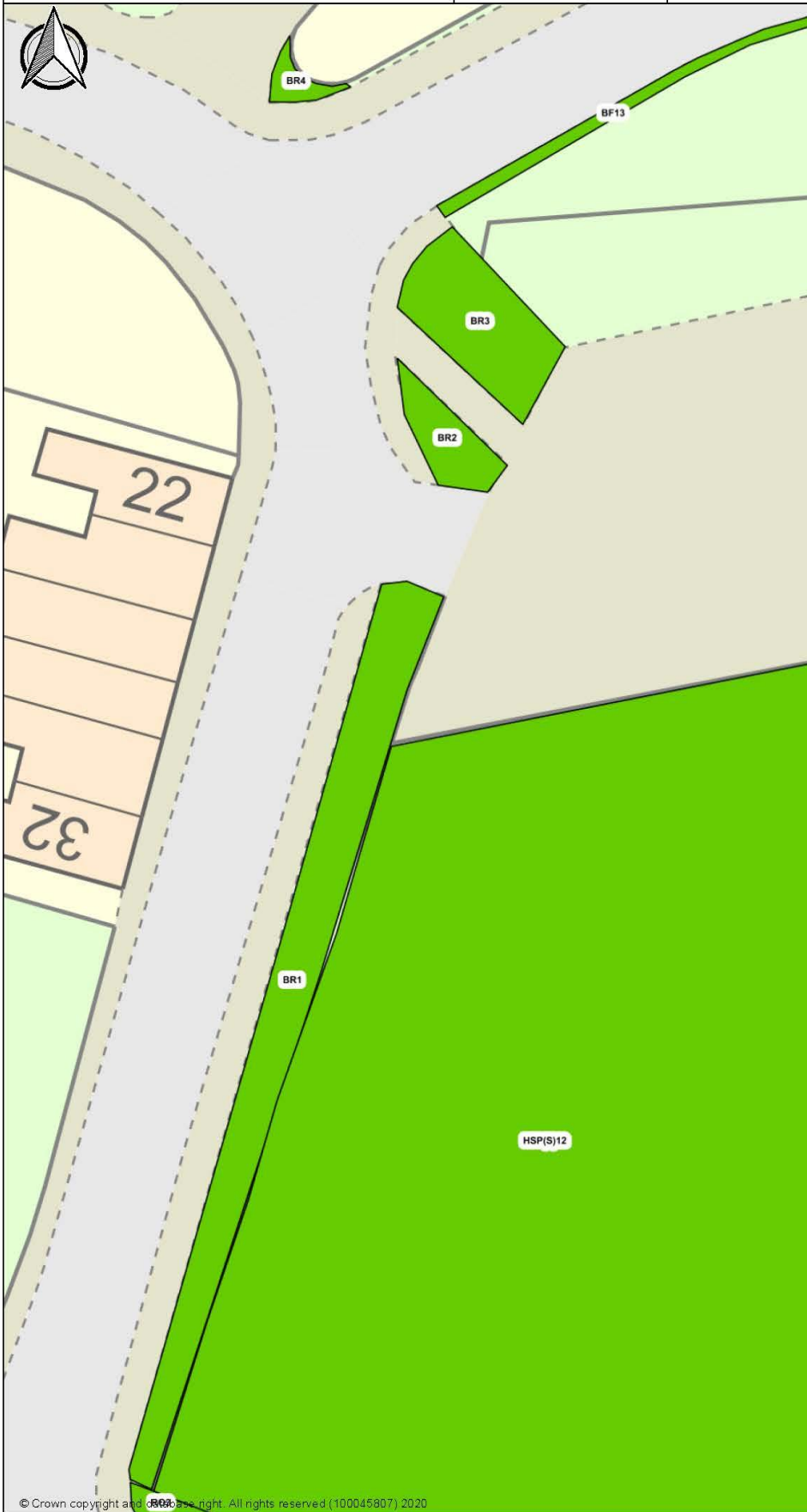
Date:

01/11/2020



Grass Cutting Areas

Short 1 (50mm - 100mm)



Brookfields a

Potton CP

BF1& 13 Cut fortnightly. No cuts may be advised in dry conditions. Strim around all furniture and trees. Do not cut within 30cm from base of tree

Author:

Date: 01/11/2020



Surgery

1

BF1

BF13

Ppg Sta

HSP(S)9

HSP(S)10

Grass Cutting Areas

Short 1 (50mm - 100mm)

Brookfields b

Potton CP

BF2& 13 Cut fortnightly. No cuts may be advised in dry conditions. Strim around all furniture and trees. Do not cut within 30cm from base of tree



Author:

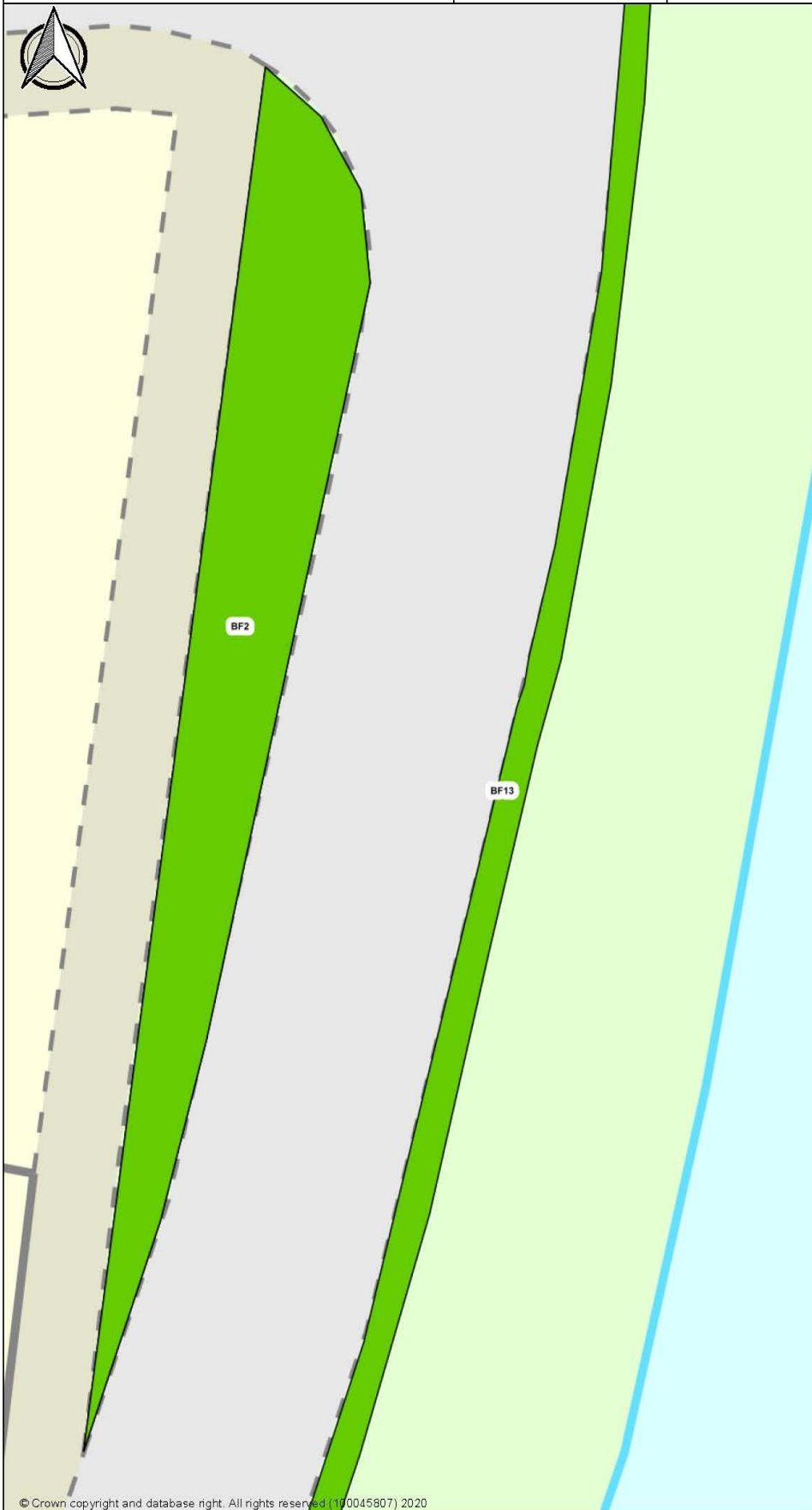
Date:

01/11/2020

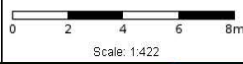


Grass Cutting Areas

Short 1 (50mm - 100mm)



BF3-5, 12 & 13 Cut fortnightly. No cuts may be advised in dry conditions. Strim around all furniture and trees. Do not cut within 30cm from base of tree



Author:

Date: 01/11/2020



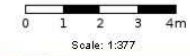
Brookfields d

Potton CP

BF6-11 Cut fortnightly. No cuts may be advised in dry conditions. Strim around all furniture and trees. Do not cut within 30cm from base of tree

Author:

Date: 01/11/2020



Grass Cutting Areas

Short 1 (50mm - 100mm)



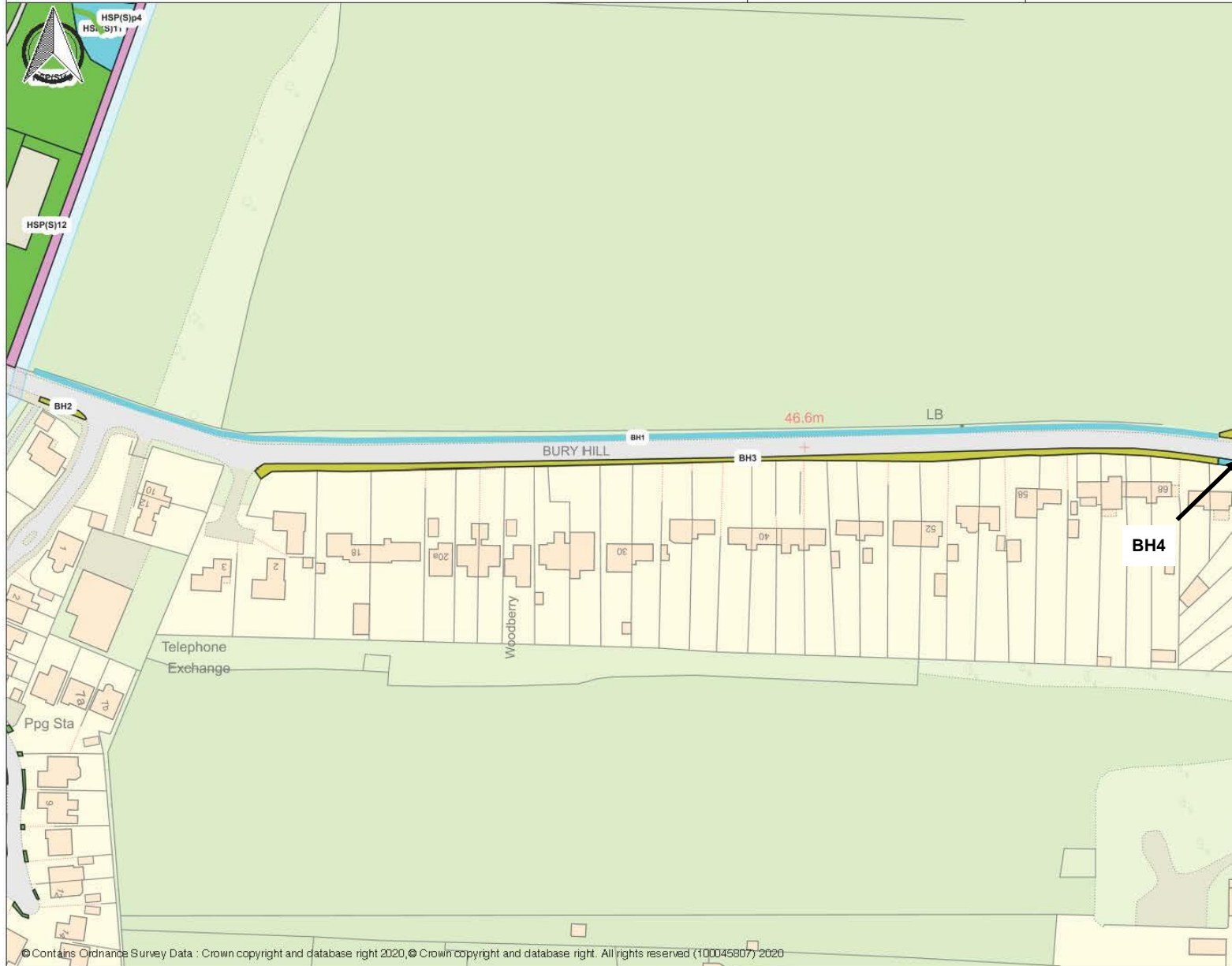
Bury Hill

Potton CP

BH2-3: Cut every 2wks. BH1: Cut every 6-8wks. CBC to cut hedge. No cuts may be advised in dry conditions. Strim around furniture and trees. See ADDITIONAL NOTES

Author:

Date: 02/11/2020



Grass Path/Mow strips

- Short 1 (50mm - 100mm)
- Intermed (100mm-250mm)

Grass Cutting Areas

- Short 1 (50mm - 100mm)
- Intermed. (100mm - 250mm)
- Short 2 (75mm - 125mm)
- Long (P) (100mm - 450mm)

Parish



ADDITIONAL NOTES

Do not cut within 30cm from base of trees.

CBC are responsible for cutting the hedge

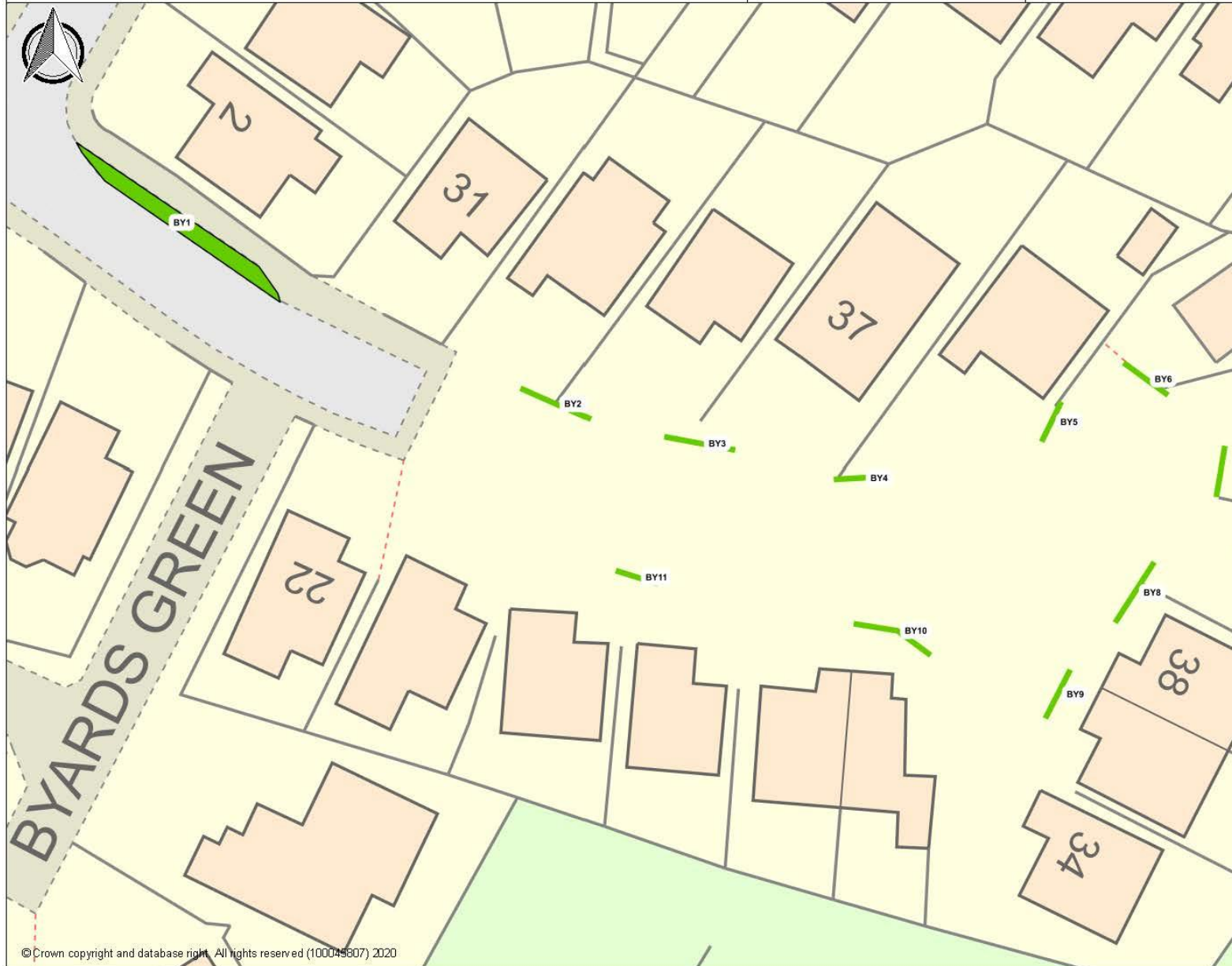
Byards Green

Potton CP

BY1-11: Cut every 2wks. No cuts may be advised in dry conditions. Strim around furniture and trees. Do not cut within 30cm from base of trees

Author:

Date: 02/11/2020



Grass Path/Mow strips

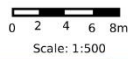
Short 1 (50mm - 100mm)

Grass Cutting Areas

Short 1 (50mm - 100mm)



CL1-3 cut every 2wks. No cuts may be advised in dry conditions. Strim around furniture and trees. Do not cut within 30cm from base of trees. CL4 Do not cut -



Author:



Date: 14/11/2022

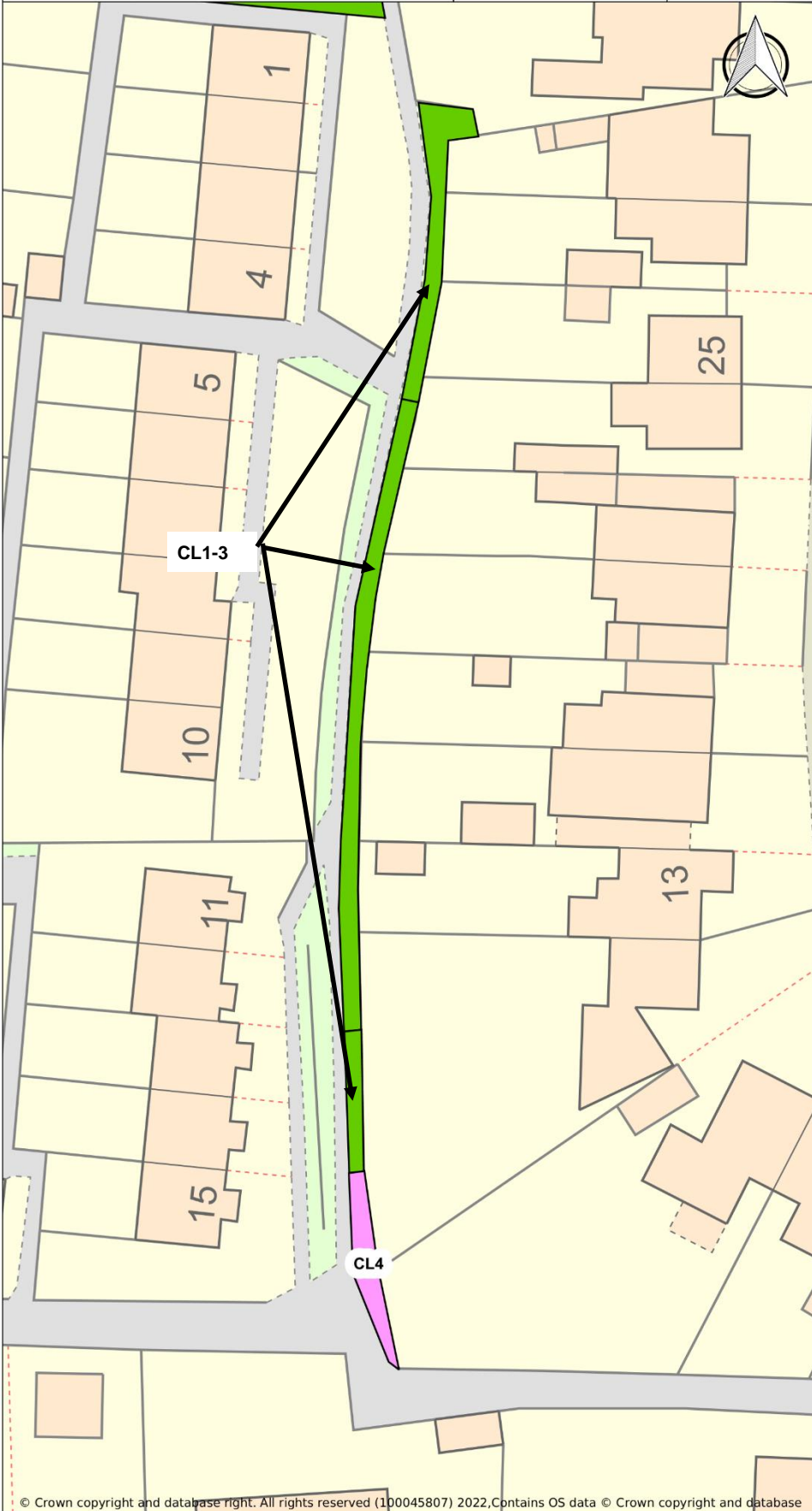


Parish



Grass Cutting Areas

-  Short 1 (50mm - 100mm)
-  Long (P) (100mm - 450mm)



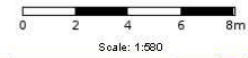
Catherines Close

Potton CP

CA1-2: Cut every 2wks. No cuts may be advised in dry conditions. Strim around furniture and trees.  
Do not strim within 30cm from base of trees.

Author:

Date: 02/11/2020



Grass Cutting Areas

- Short 1 (50mm - 100mm)
- Short 2 (75mm - 125mm)

CH1-2: Cut every 2wks. No cuts may be advised in dry conditions. Strim around furniture and trees. Do not strim within 30cm from base of trees.



Author:

Date: 02/11/2020



Grass Cutting Areas

- Short 1 (50mm - 100mm)
- Short 2 (75mm - 125mm)

Parish



CH3-4: Cut every 2wks. No cuts may be advised in dry conditions. Strim around furniture and trees. Do not strim within 30cm from base of trees.



Author:

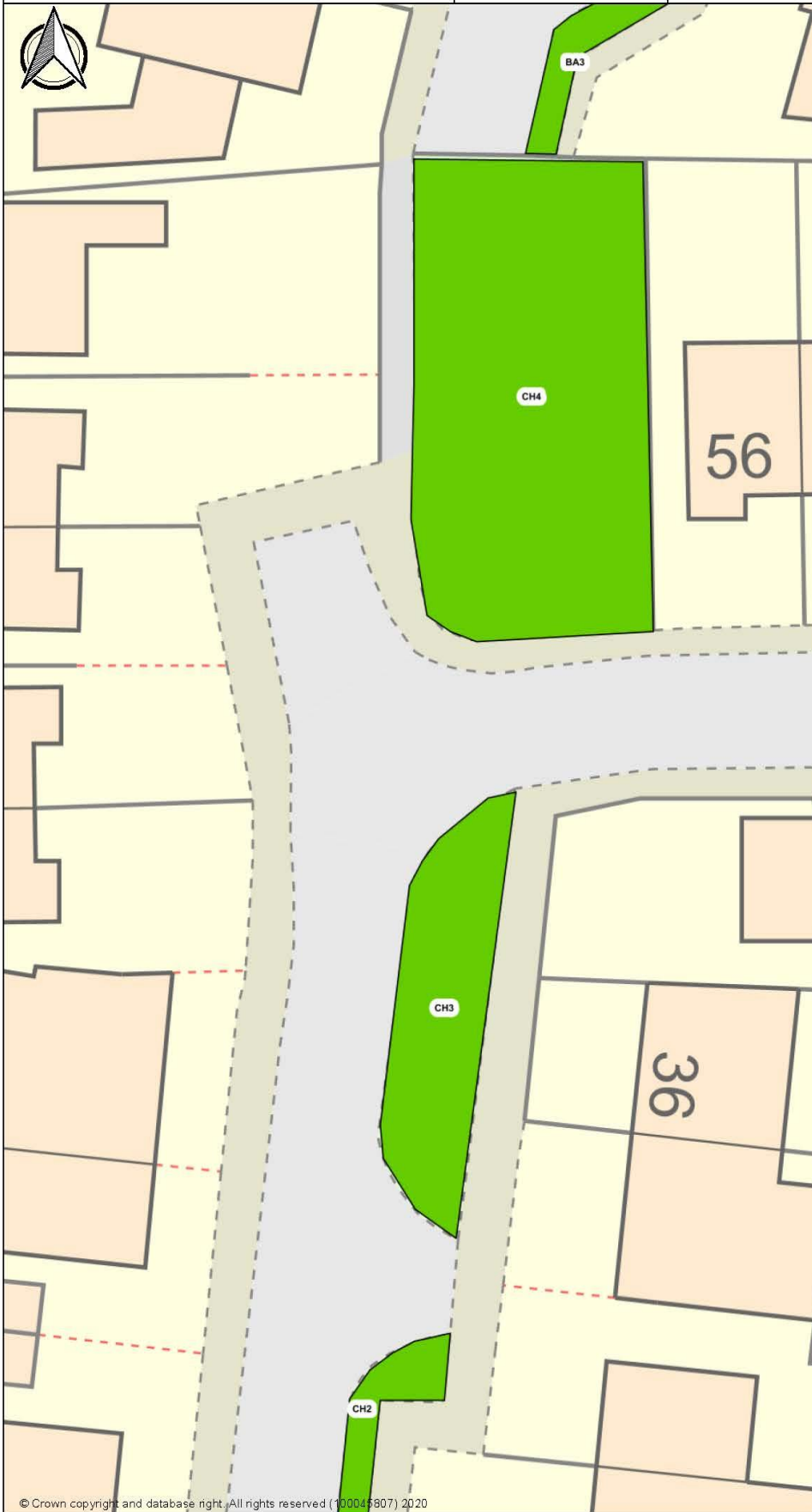
Date:

02/11/2020



Grass Cutting Areas

Short 1 (50mm - 100mm)



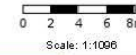
Downside Gardens

Potton CP

DO1-5: Cut every 2wks. No cuts may be advised in dry conditions. Strim around furniture and trees. Do not cut within 30cm from base of trees

Author:

Date: 02/11/2020



Grass Cutting Areas

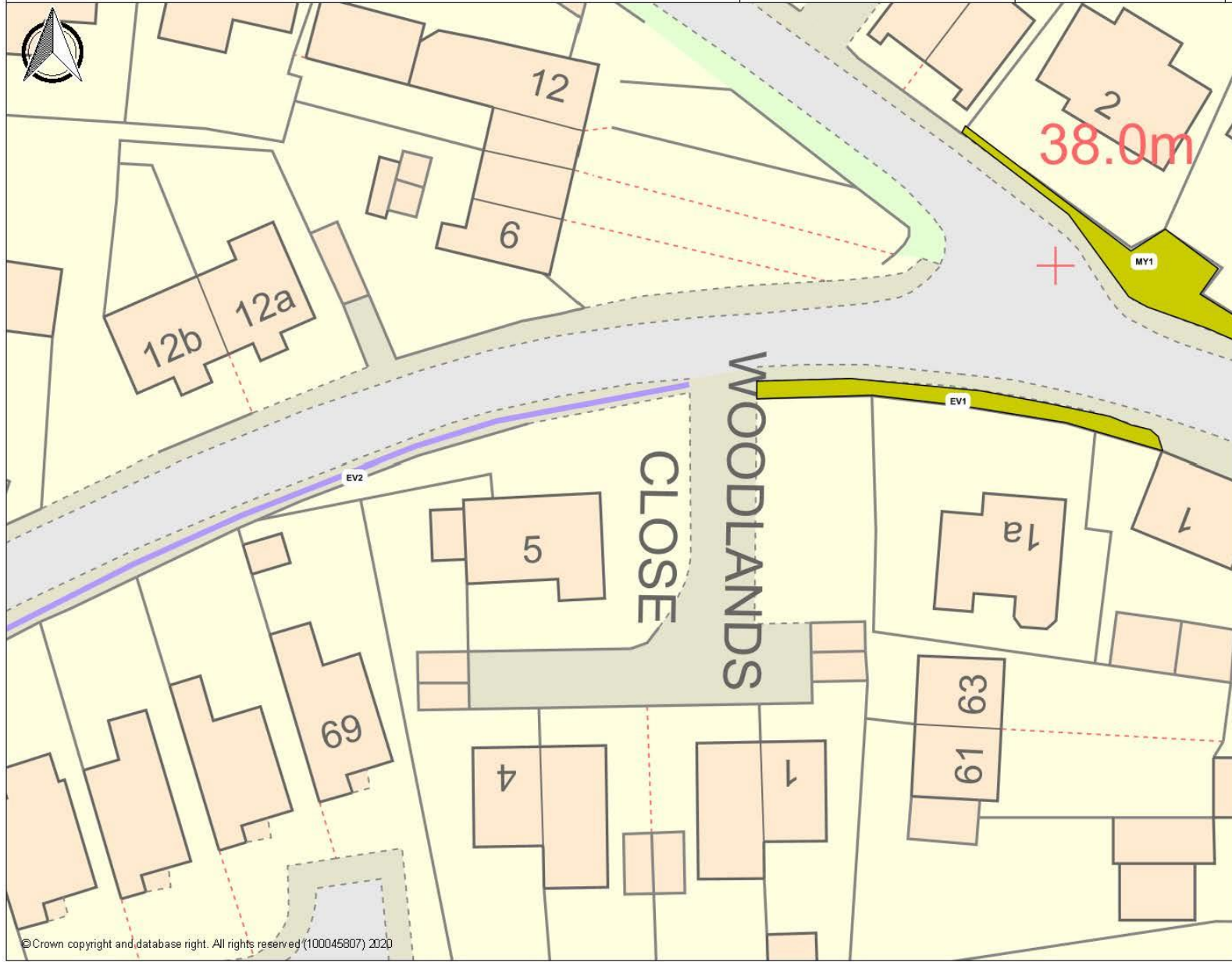
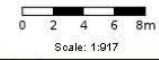
- Short 1 (50mm - 100mm)
- Short 2 (75mm - 125mm)

Parish



Everton Road a  
EV1 cut every 2wks. EV2 CBC manage: Cut hard late winter (Feb), traffic control required

Potton CP  
Author:  
Date: 01/11/2020



- Grass Path/Mow strips**
- Long (C) (100mm - 450mm)
- Grass Cutting Areas**
- Short 2 (75mm - 125mm)

Everton Road b

Potton CP

EV9-12 & EV\_TRI Cut every 2wks. No cuts may be advised in dry conditions. Strim around furniture and trees. Do not cut within 30cm form base of tree. No cuts may be

Author:

Date: 01/11/2020



**Grass Path/Mow strips**

Long (C) (100mm - 450mm)

**Grass Cutting Areas**

Short 1 (50mm - 100mm)

Short 2 (75mm - 125mm)

Everton Road c

Potton CP

EV9-13 & EV\_TRI Cut every 2wks. No cuts may be advised in dry conditions. Strim around furniture and trees. Do not cut within 30cm form base of tree. No cuts may be

Author:

Date: 01/11/2020



34

EV9

EV11

EV10

EV8

EV13

EV12

EVERTON ROAD

EV\_TRI

6

101

54



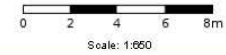
Everton Road d

Potton CP

EV14-15 Cut every 2wks. No cuts may be advised in dry conditions. Strim around furniture and trees. Do not cut within 30cm form base of tree. No cuts may be advised

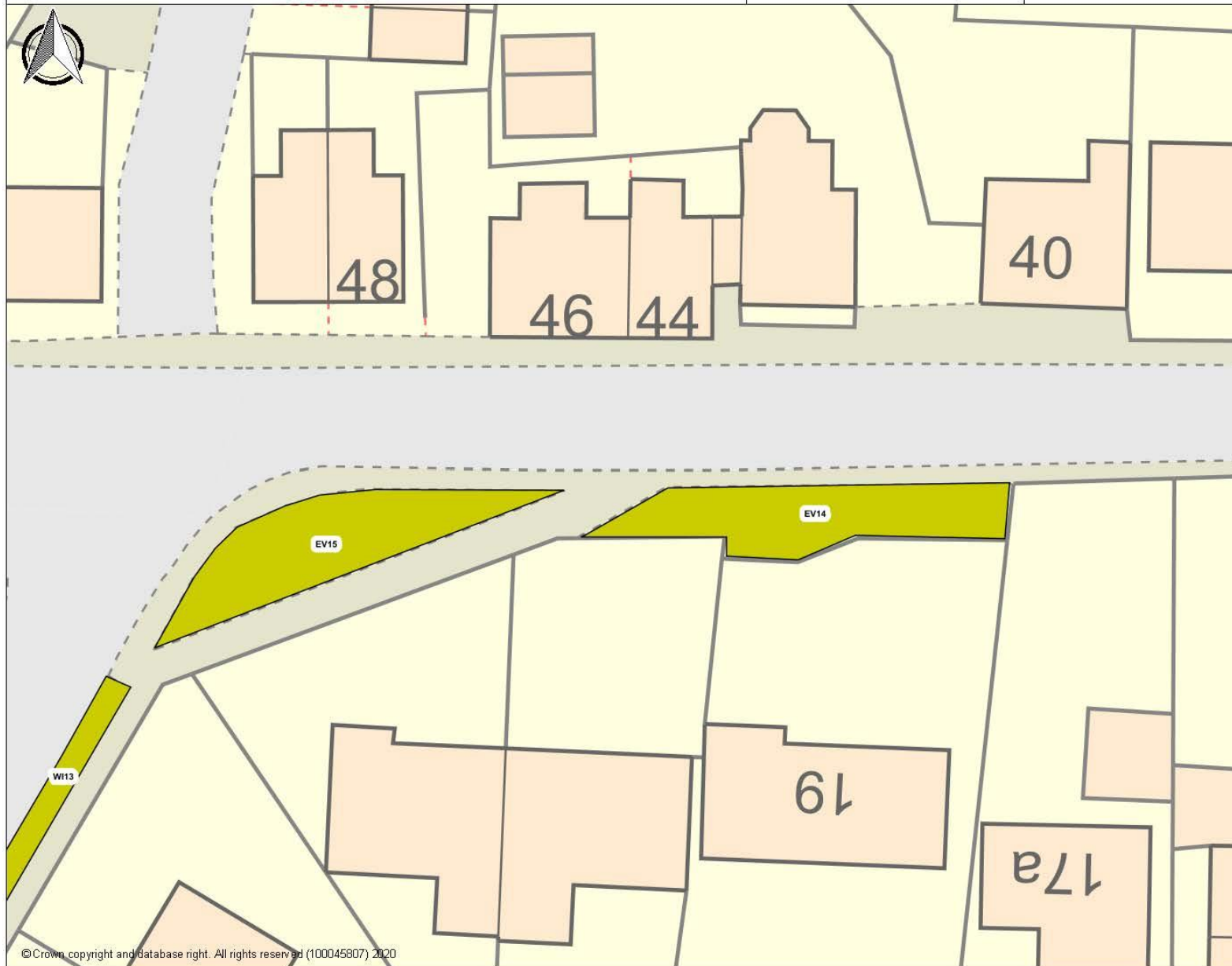
Author:

Date: 01/11/2020



Grass Cutting Areas

Short 2 (75mm - 125mm)



Everton Road e

Potton CP

EV16-17 Cut every 2wks. No cuts may be advised in dry conditions. Strim around furniture and trees. Do not cut within 30cm from base of tree.

Author:

Date: 02/11/2020



Grass Cutting Areas

Short 2 (75mm - 125mm)

Parish



Everton Road f

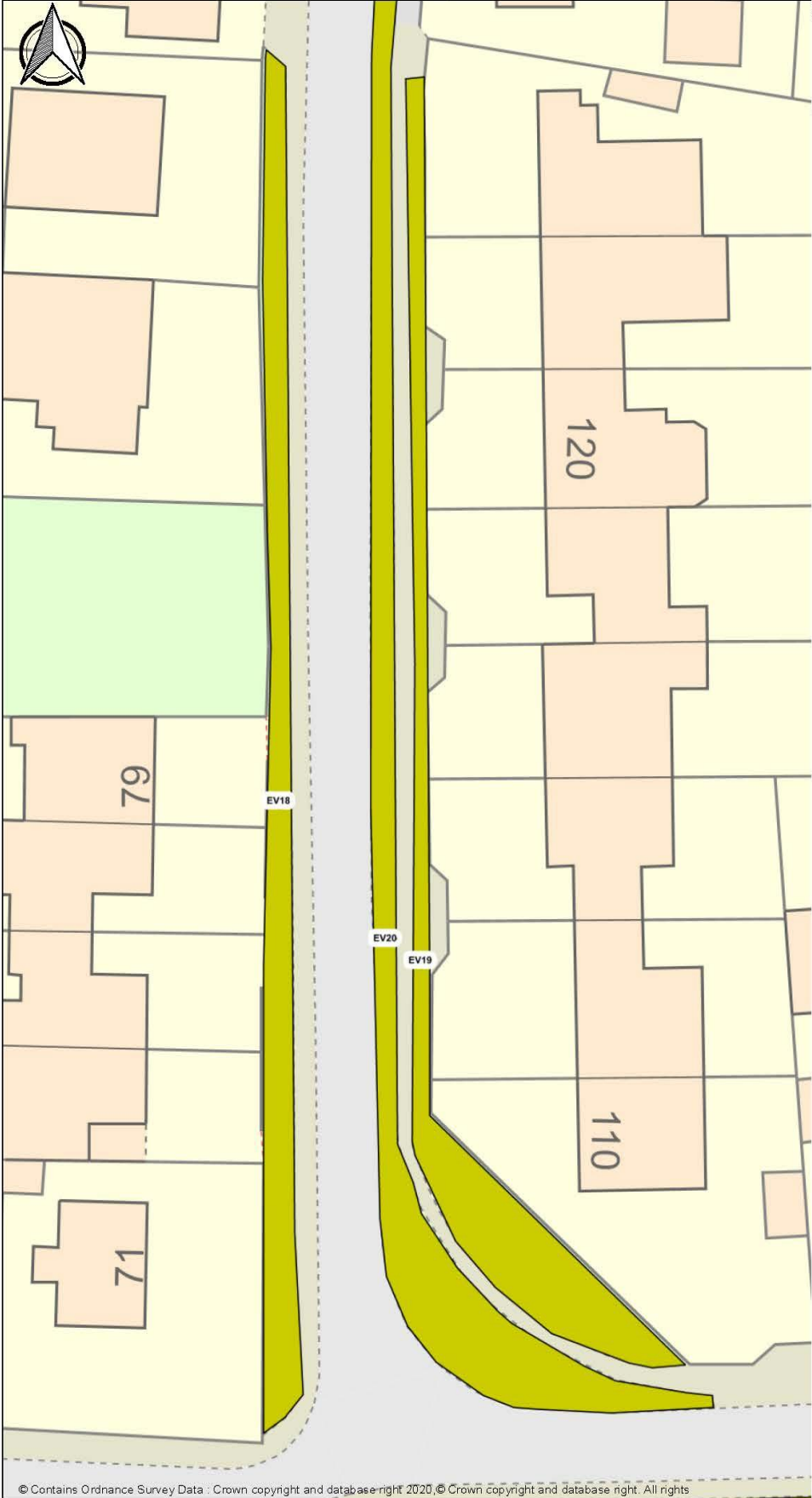
Potton CP

EV18-20 Cut every 2wks. No cuts may be advised in dry conditions. Strim around furniture and trees. Do not cut within 30cm from base of tree.



Author:

Date: 02/11/2020



Grass Cutting Areas

Short 2 (75mm - 125mm)


Parish



Everton Road g

Potton CP

EV20-22 Cut every 2wks. No cuts may be advised in dry conditions. Strim around furniture and trees. Do not cut within 30cm from base of tree.



Author:

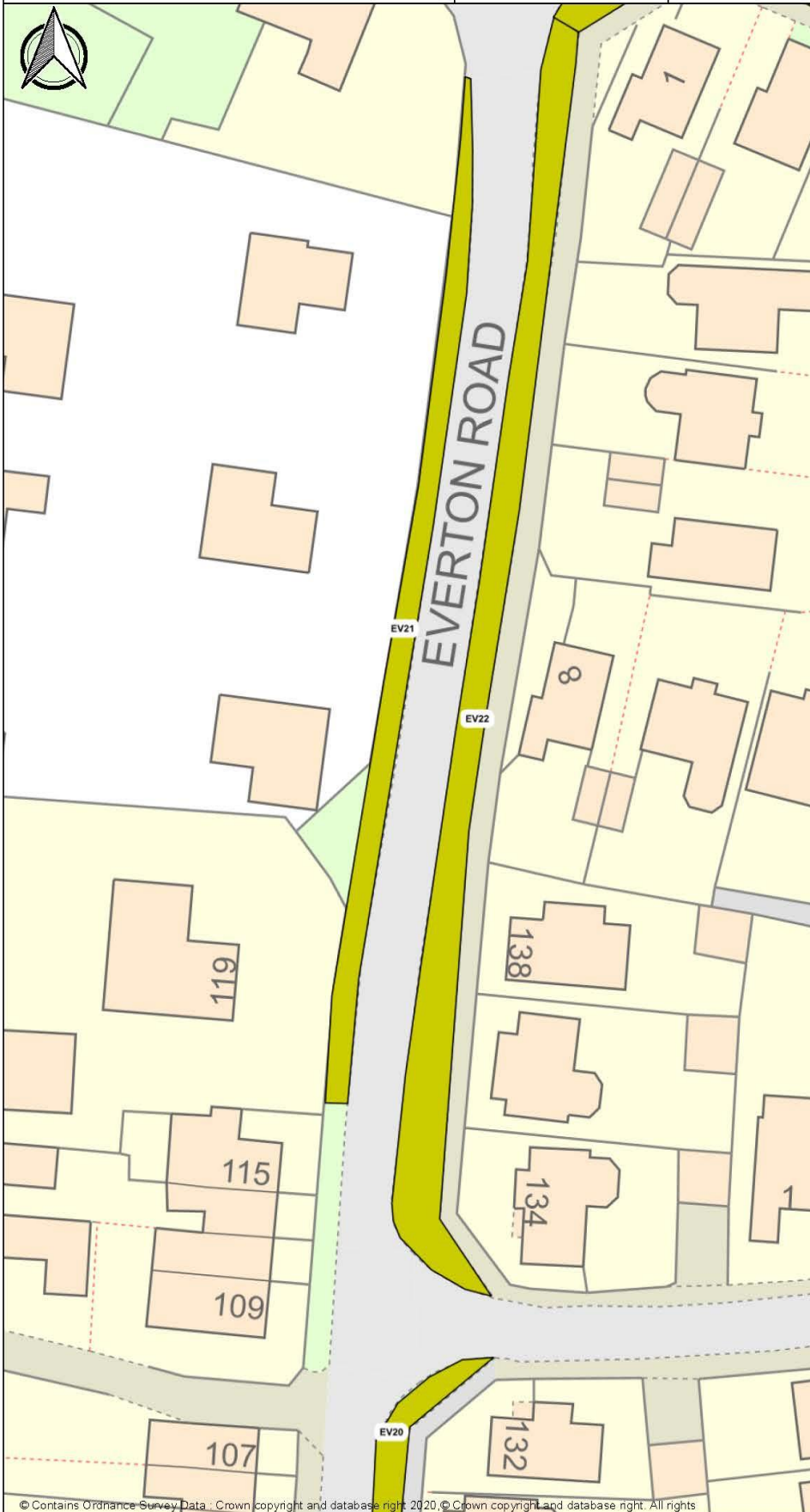
Date: 02/11/2020



Grass Cutting Areas

Short 2 (75mm - 125mm)

Parish




Everton Road h

Potton CP



EV23-25 & EV\_AL: Cut every 4-6wks. No cuts may be advised in dry conditions. Strim around all furniture and trees. Do not cut within 30cm from base of trees

Author:



Date: 02/11/2020



**Grass Path/Mow strips**

-  Short 1 (50mm - 100mm)
-  Intermed (100mm-250mm)

**Grass Cutting Areas**

-  Short 1 (50mm - 100mm)
-  Intermed. (100mm - 250mm)

**Parish**



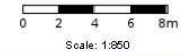
Festival Road a

Potton CP

FE1-4 & 8: Cut every 2wks. No cuts may be advised in dry conditions. Strim around all furniture and trees. Do not cut within 30cm from base of trees

Author:

Date: 02/11/2020

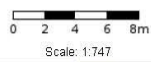


Grass Cutting Areas

Short 2 (75mm - 125mm)



FE5-6: Cut every 2wks. No cuts may be advised in dry conditions. Strim around all furniture and trees. Do not cut within 30cm from base of trees



Author:

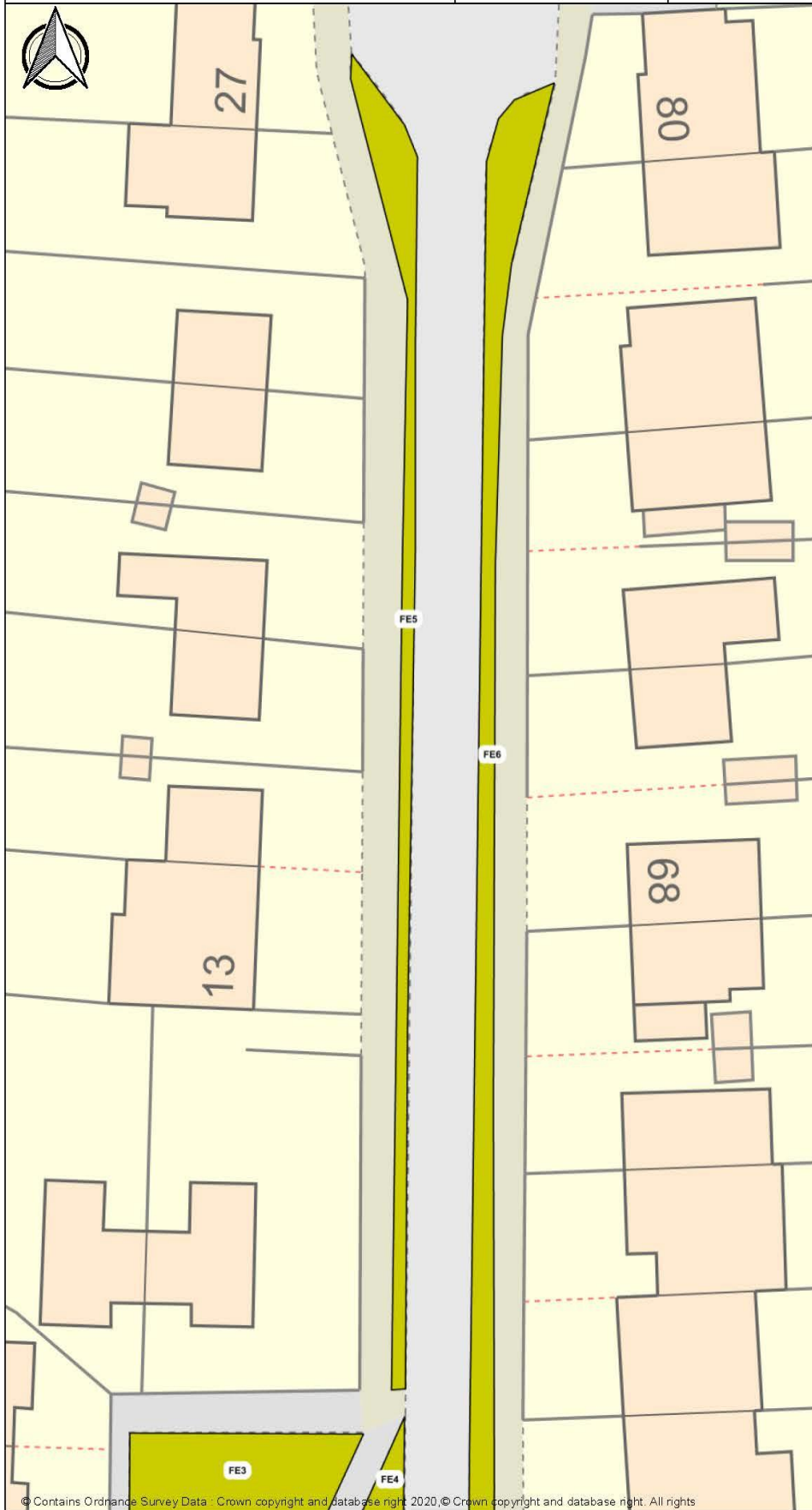
Date: 02/11/2020



Grass Cutting Areas

Short 2 (75mm - 125mm)

Parish



FE6-7: Cut every 2wks. No cuts may be advised in dry conditions. Strim around all furniture and trees. Do not cut within 30cm from base of trees



Author:

Date: 02/11/2020





Gamlingay Road a

Potton CP

GA1-5: Cut every 2wks. No cuts may be advised in dry conditions. Strim around all furniture and trees. Do not cut within 30cm from base of trees

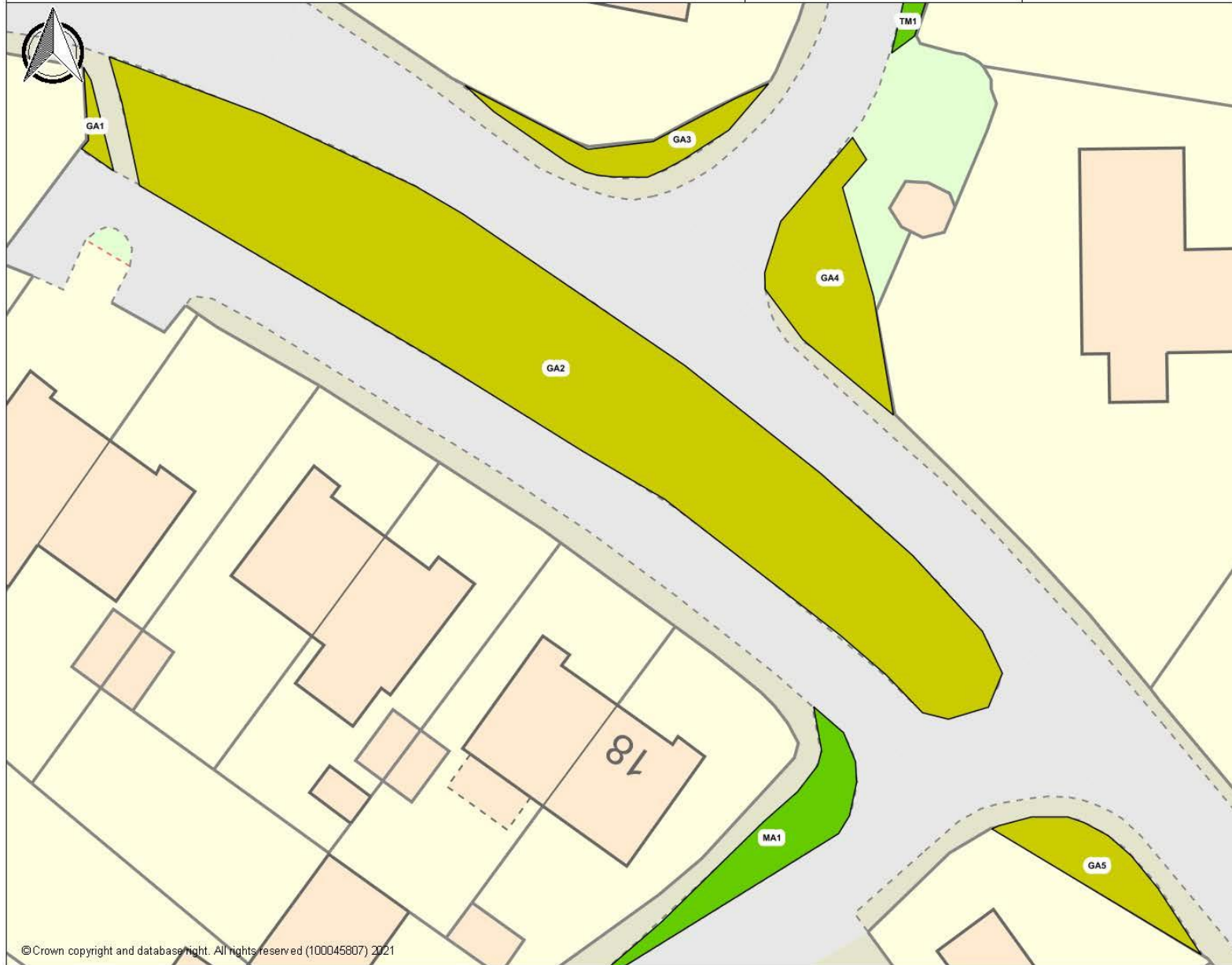
Author:

Date: 01/01/2021



Grass Cutting Areas

- Short 1 (50mm - 100mm)
- Short 2 (75mm - 125mm)



Gamlingay Road b

Potton CP

GA6-8 Cut every 2wks. GA9 Cut every 6-8wks; No cuts may be advised in dry conditions. GA13 Managed by CBC See ADDITIONAL NOTES

Author:

Date: 01/01/2021



Grass Path/Mow strips

- Long (P) (100mm - 450mm)
- Short 2 (75mm - 125)

Grass Cutting Areas

- Short 1 (50mm - 100mm)
- Intermed. (100mm - 250mm)
- Short 2 (75mm - 125mm)

Parish



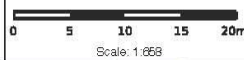
**ADDITIONAL NOTES**

Strim around furniture and trees.

Do not strim within 30cm from base of trees.

GA13 CBC to manage (PTC to notify) Cut back hard in February Traffic control required

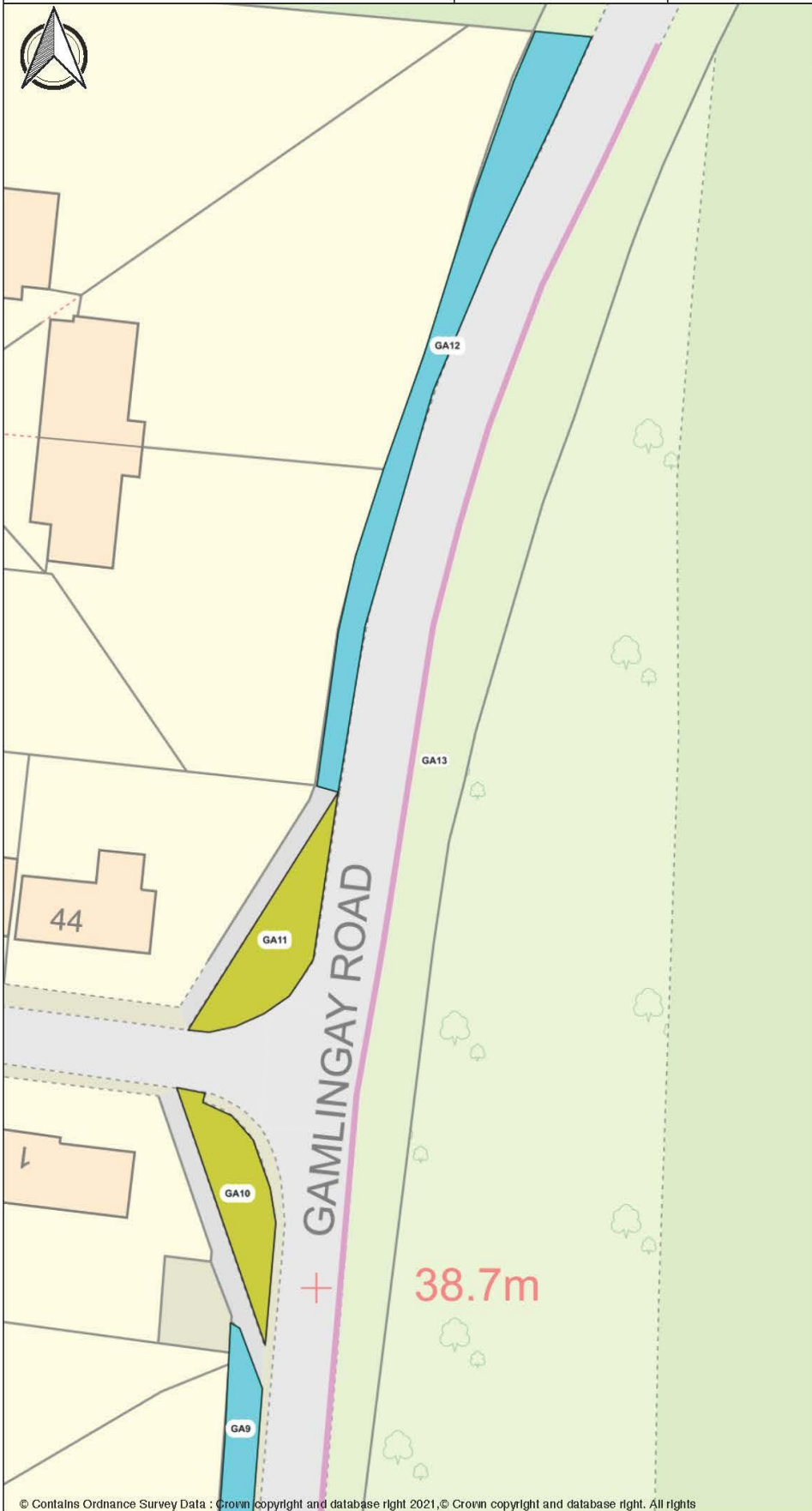
GA10-11 Cut every 2wks. GA9 & 12 Cut every 6-8wks; No cuts may be advised in dry conditions. GA13 Managed by CBC See ADDITIONAL NOTES



Author:

Date:

01/01/2021



Grass Path/Mow strips

Long (P) (100mm - 450mm)

Grass Cutting Areas

Intermed. (100mm - 250mm)

Short 2 (75mm - 125mm)

Parish



ADDITIONAL NOTES

Strim around furniture and trees. Do not strim within 30cm from base of trees.

GA13 CBC to manage (PTC to notify) Cut back hard in February Traffic control required

Garden Fields

Potton CP

GF1-4: Cut every 2wks. No cuts may be advised in dry conditions. Strim around furniture and trees.  
Do not cut within 30cm from base of trees

Author:

Date: 02/11/2020



Grass Cutting Areas

- Short 1 (50mm - 100mm)
- Short 2 (75mm - 125mm)

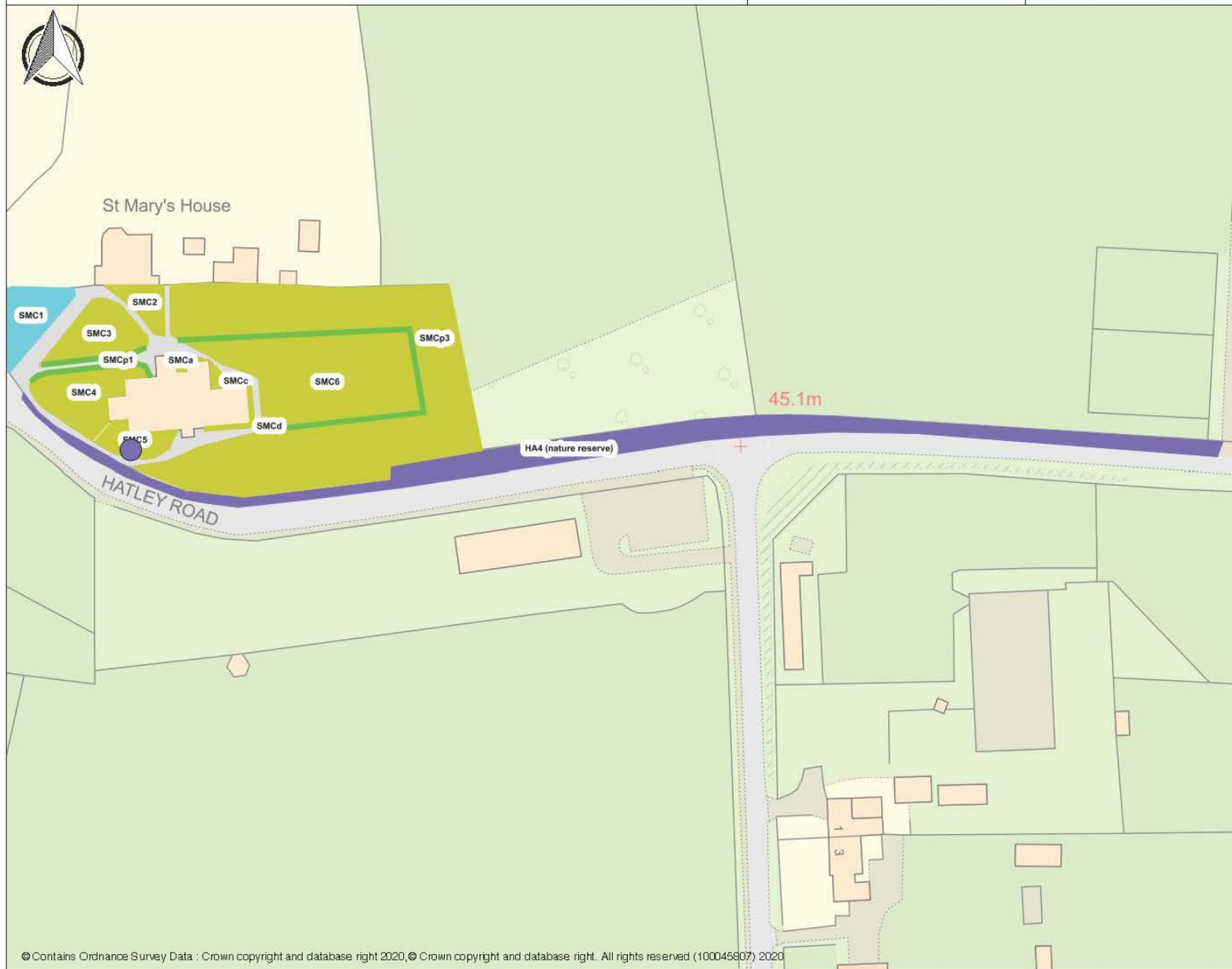
Hatley Road (nature reserve)

Potton CP

HA4 (nature reserve) Cut and collect annually between late Aug to mid Sept

Author:

Date: 24/08/2020



Grass cutting target notes



Grass Path/Mow strips

- Short 1 (50mm - 100mm)
- Short 2 (75mm - 125)
- Long (C) (100mm - 450mm)

Grass Cutting Areas

- Intermed. (100mm - 250mm)
- Long (C) (100mm - 450mm)
- Short 2 (75mm - 125mm)

Parish



ADDITIONAL NOTES

Traffic control will be required


# Hatley Road

Potton CP

HA1 managed by CBC; HA2 & 3 Cut every 2wks. HA4 (nature reserve) Cut & collect once late Aug - mid Sept. See ADDITIONAL NOTES

Author:

Date: 31/10/2020



### Grass cutting target notes



### Grass Path/Mow strips

- Short 1 (50mm - 100mm)
- Short 2 (75mm - 125)
- Long (C) (100mm - 450mm)

### Grass Cutting Areas

- Short 1 (50mm - 100mm)
- Intermed. (100mm - 250mm)
- Long (C) (100mm - 450mm)
- Short 2 (75mm - 125mm)

### Parish



### ADDITIONAL NOTES

HA1 CBC to cut in Feb.  
 HA4 (nature reserve) cut annually between late Aug - mid Sept. **TRAFFIC CONTROL REQUIRED**  
 HA2-3, cut fortnightly.

HA3: Flowering takes precedent over sward length. No cuts may be advised during flowering and dry conditions. Cutting to temporarily cease as advised c late May for 8-12wks.

Henry Smith a

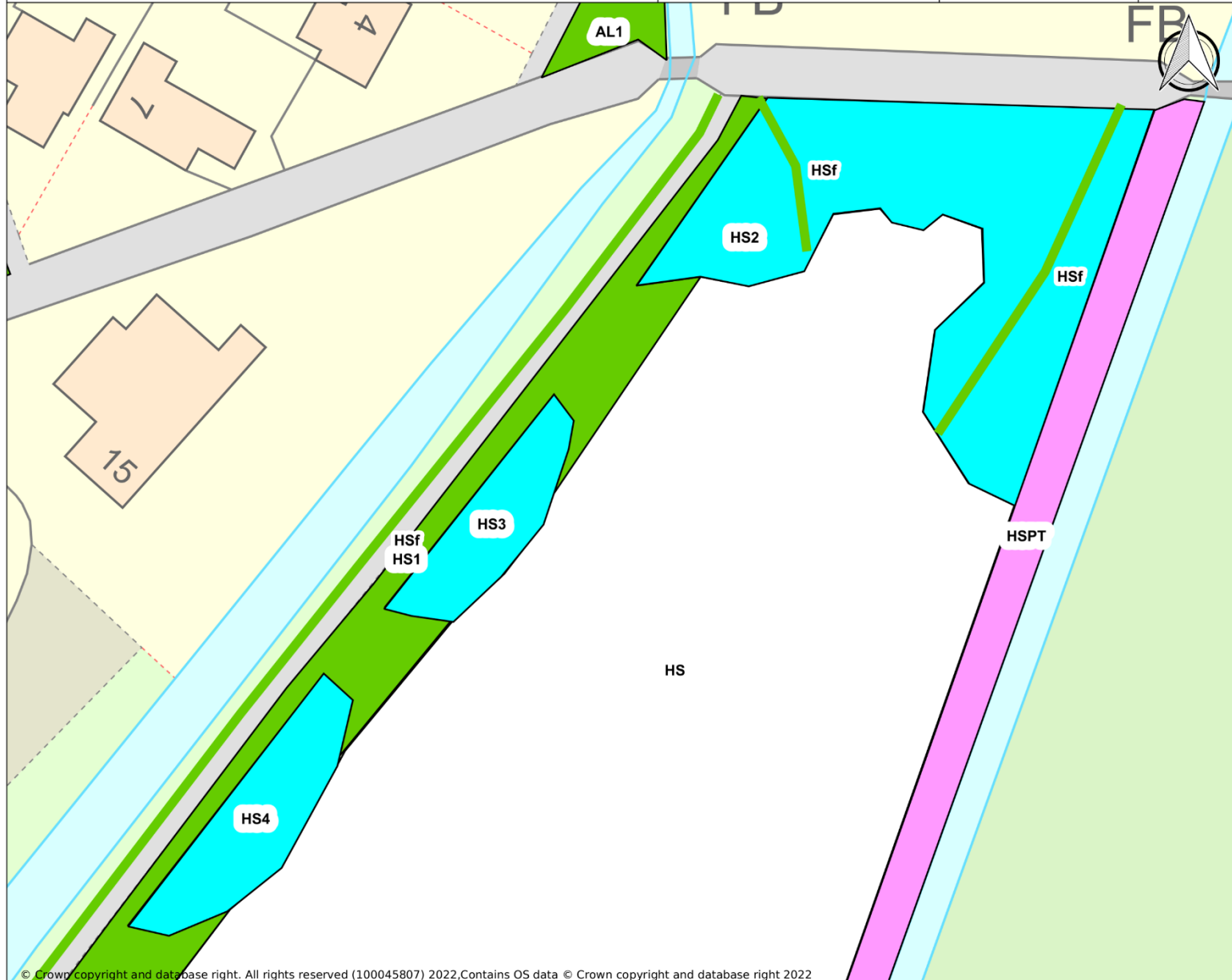
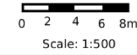
Potton



HS: cut weekly. HS1 & HSf Cut fortnightly. HS2-8 cut-collect every 4-6wks. HSPT managed PTC

Author:

Date: 14/11/2022



Parish



Grass Cutting Areas

-  Amenity (25mm - 40mm)
-  Short 1 (50mm - 100mm)
-  Intermed. (100mm - 250mm)
-  Long (P) (100mm - 450mm)

Grass Path/Mow strips

-  Short 1 (50mm - 100mm)

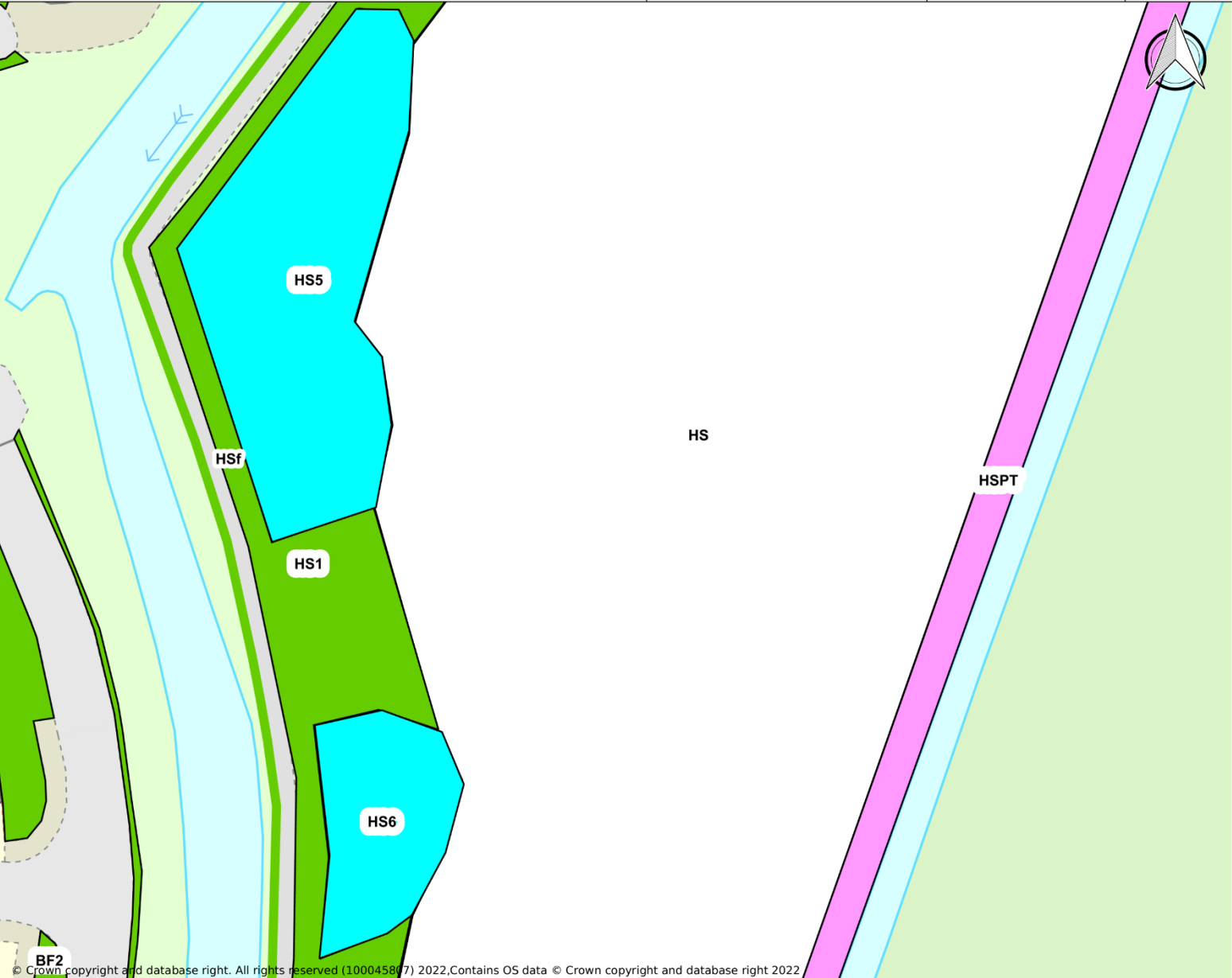
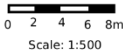
Henry Smith b

Potton

HS: cut weekly. HS1 & HSf Cut fortnightly. HS2-8 cut-collect every 4-6wks. HSPT managed PTC

Author:

Date: 14/11/2022



- Parish**
- Grass Cutting Areas
  - Amenity (25mm - 40mm)
  - Short 1 (50mm - 100mm)
  - Intermed. (100mm - 250mm)
  - Long (P) (100mm - 450mm)
  - Grass Path/Mow strips**
  - Short 1 (50mm - 100mm)



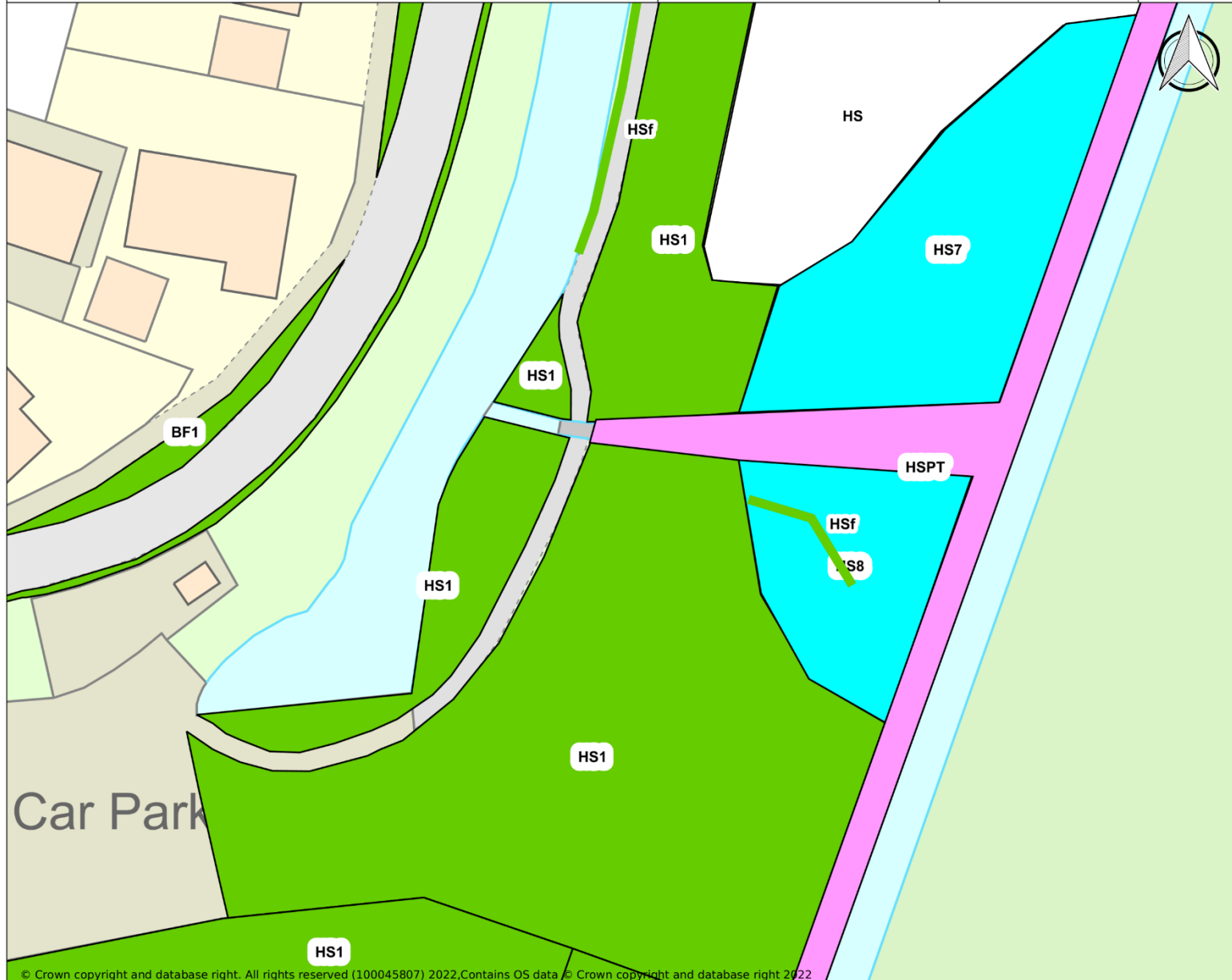
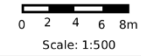
Henry Smith c

Potton

HS: cut weekly. HS1 & HSf Cut fortnightly. HS2-8 cut-collect every 4-6wks. HSPT managed PTC

Author:

Date: 14/11/2022



Parish



Grass Cutting Areas

Amenity (25mm - 40mm)

Short 1 (50mm - 100mm)

Intermed. (100mm - 250mm)

Long (P) (100mm - 450mm)

Grass Path/Mow strips

Short 1 (50mm - 100mm)



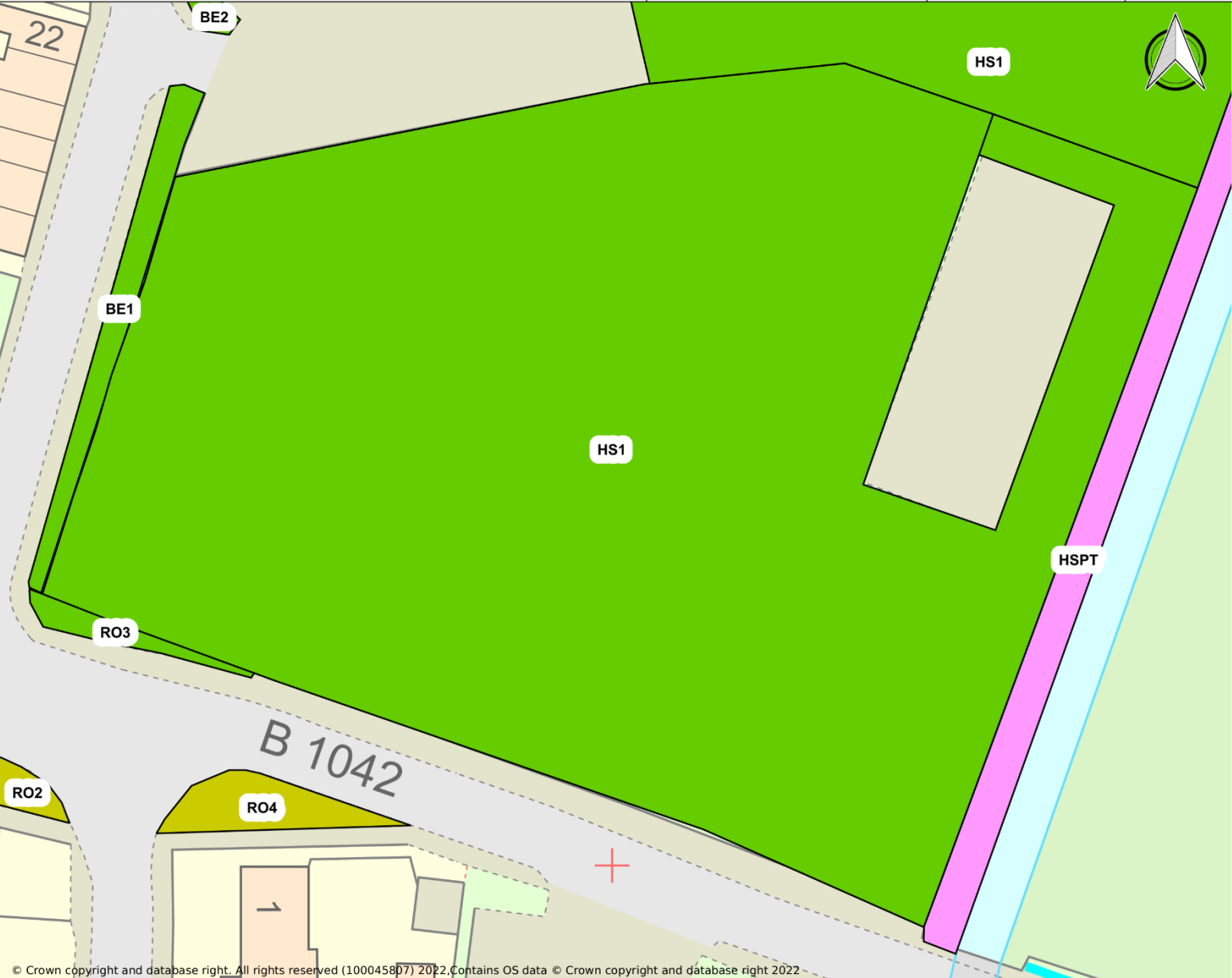

Henry Smith d

Potton

HS: cut weekly. HS1 & HSf Cut fortnightly. HS2-8 cut-collect every 4-6wks. HSPT managed PTC

Author:

Date: 14/11/2022




Parish



Grass Cutting Areas

-  Short 1 (50mm - 100mm)
-  Short 2 (75mm - 125mm)
-  Long (P) (100mm - 450mm)

Grass Path/Mow strips

-  Intermed (100mm-250mm)

Horslow Street

Potton CP

HO1-2 Cut every 2wks. No cuts may be advised in dry conditions. Strim around all furniture and trees. Do not strim within 30cm from tree base



Author:

Date: 01/11/2020



PH

101

EV\_TRI

**Grass Path/Mow strips**

Short 1 (50mm - 100mm)

**Grass Cutting Areas**

Short 2 (75mm - 125mm)

**Parish**



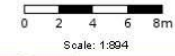
Jacobs Close

Potton CP

JA1: Cut every 2wks. No cuts may be advised in dry conditions. Strim around furniture and trees.  
Do not cut within 30cm from base of trees

Author:

Date: 02/11/2020



Court

3 to 25

JACOBS

Grass Cutting Areas

Short 1 (50mm - 100mm)



Jennings Close

Potton CP

JE1-8: Cut every 2wks. No cuts may be advised in dry conditions. Strim around furniture and trees. Do not cut within 30cm from base of trees



Author:

Date:

02/11/2020



Grass Cutting Areas

Short 1 (50mm - 100mm)



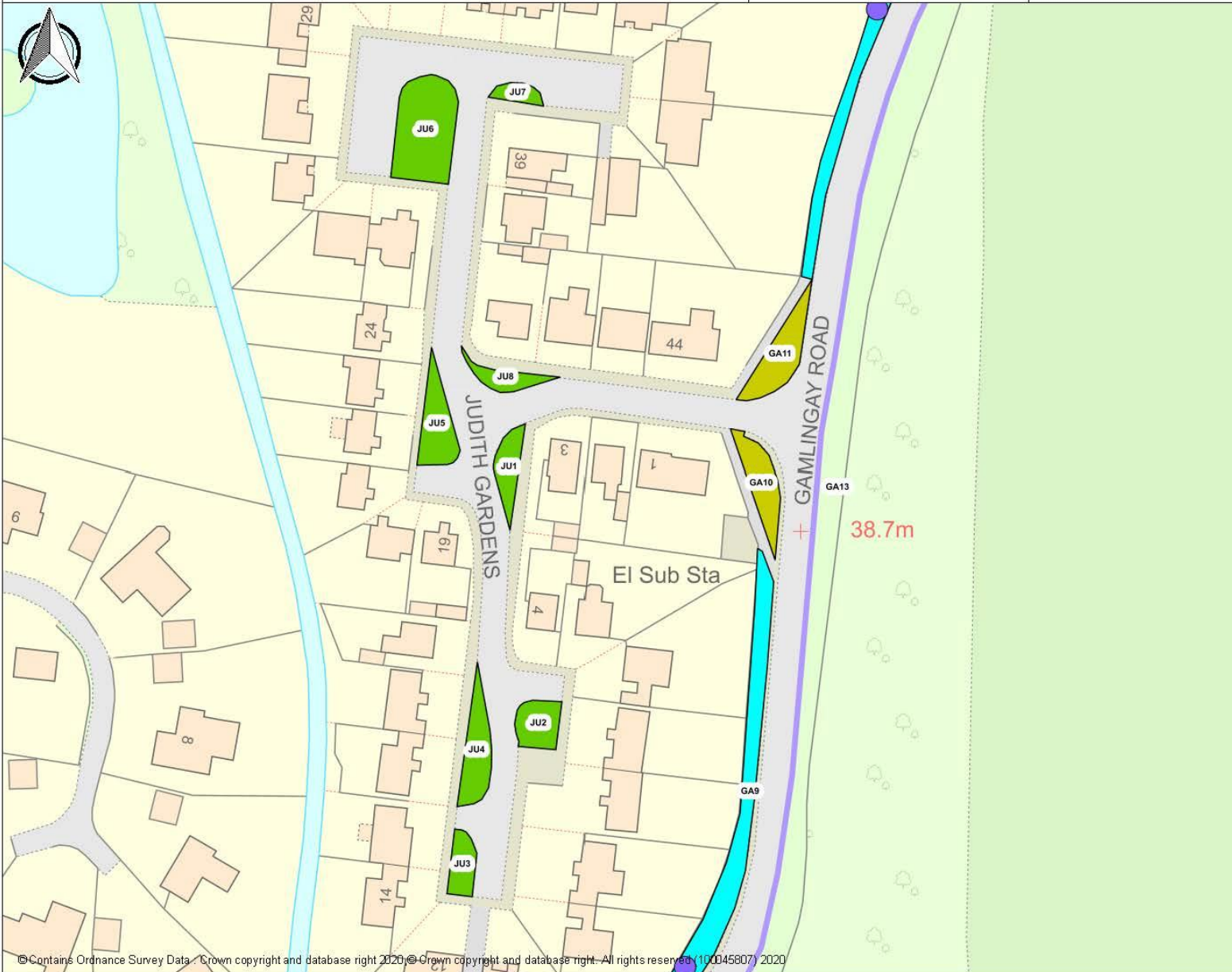
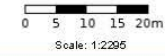
Judith Gardens

Potton CP

JU1 - 8: Cut fortnightly. No cuts may be advised in dry conditions. Strim around all furniture and trees. Do not cut within 30cm from base of tree.

Author:

Date: 30/10/2020



Grass cutting target notes



Grass Path/Mow strips



Long (C) (100mm - 450mm)

Grass Cutting Areas



Short 1 (50mm - 100mm)



Intermed. (100mm - 250mm)



Short 2 (75mm - 125mm)

Parish



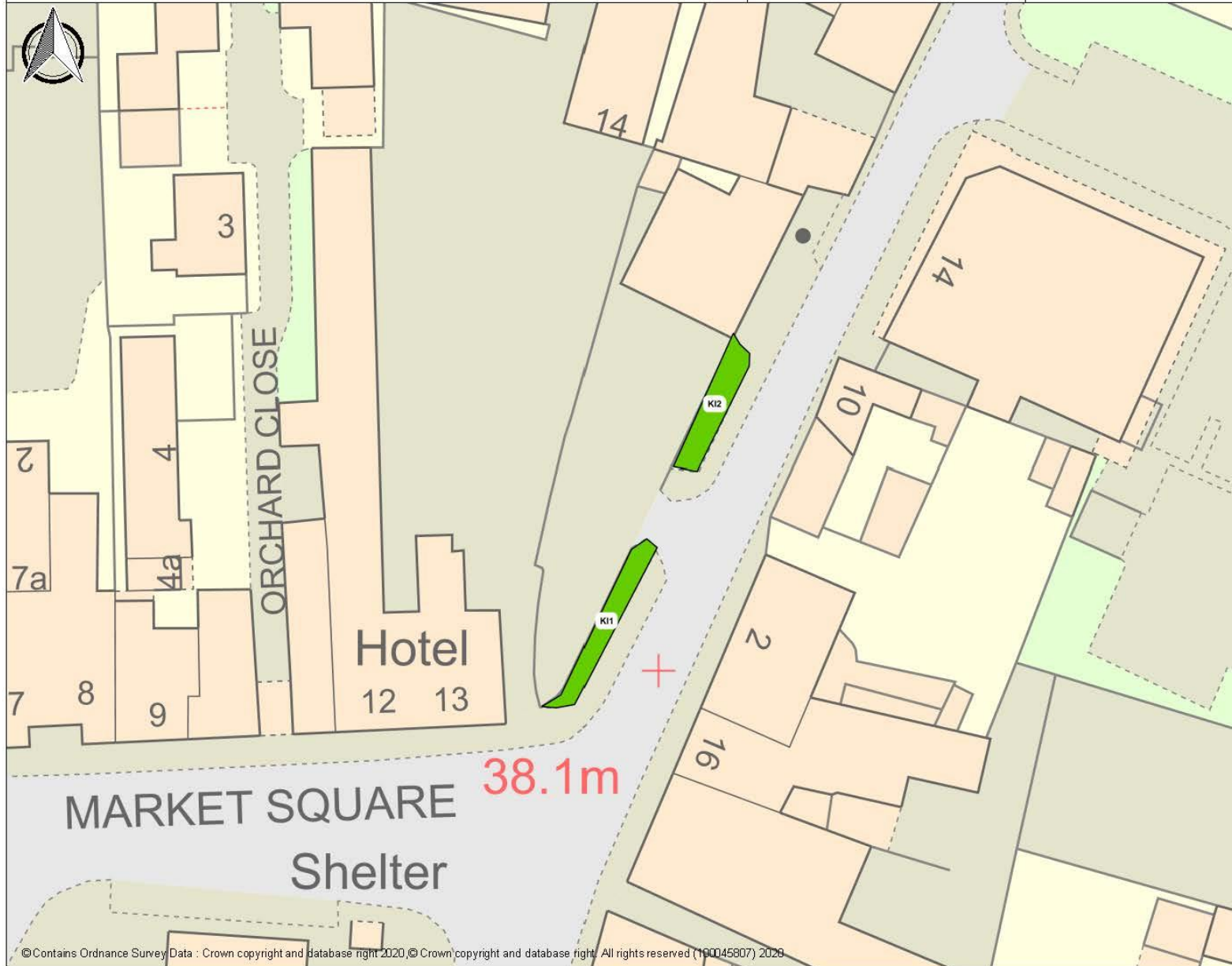
King Street a

Potton CP

K11-2 Cut fortnightly. No cuts may be advised in dry conditions. Strim around all furniture and trees. Do not cut within 30cm from base of tree

Author:

Date: 01/11/2020



Grass Cutting Areas

Short 1 (50mm - 100mm)

Parish



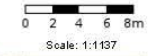
King Street b

Potton CP

KI3-6 Cut fortnightly. No cuts may be advised in dry conditions. Strim around all furniture and trees.  
Do not cut within 30cm from base of tree

Author:

Date: 01/11/2020



Grass Cutting Areas

Short 1 (50mm - 100mm)

Parish





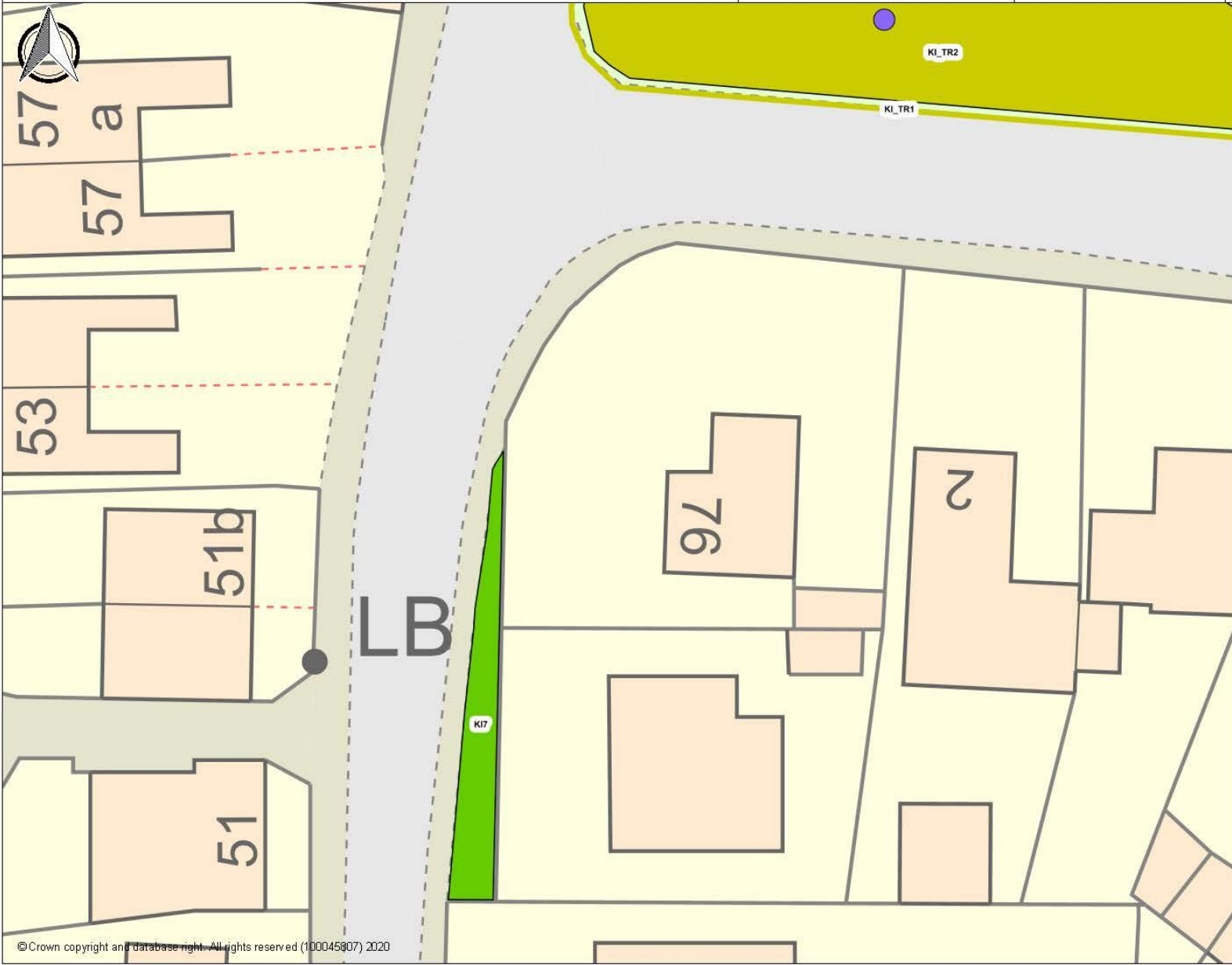
King Street c

Potton CP

K17 Cut fortnightly. No cuts may be advised in dry conditions. Strim around all furniture and trees.  
Do not cut within 30cm from base of tree

Author:

Date: 01/11/2020



**Grass cutting target notes**



**Grass Path/Mow strips**



Short 2 (75mm - 125)

**Grass Cutting Areas**



Short 1 (50mm - 100mm)



Short 2 (75mm - 125mm)

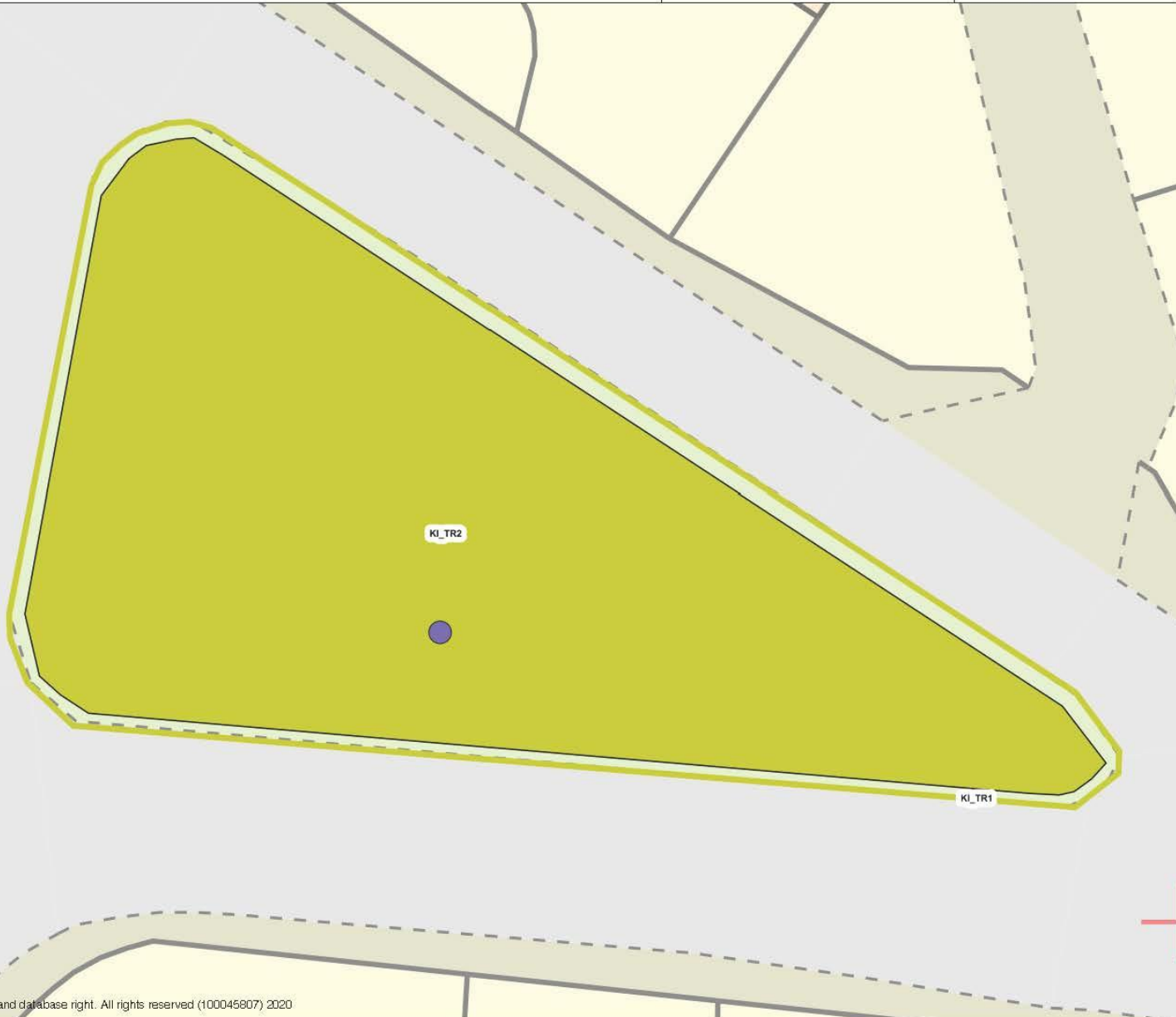
King Street Triangle

Potton CP

KI\_TR1 Cut 2m perimeter width every 2wks; KI\_TR2 Cut every 2wks until advised otherwise.  
See ADDITIONAL NOTES

Author:

Date: 31/10/2020



Grass cutting target notes



Grass Path/Mow strips



Short 2 (75mm - 125)

Grass Cutting Areas



Short 2 (75mm - 125mm)

ADDITIONAL NOTES

KI\_TR2 and Target note:  
Cut every 2wks until advised c late May. Then no cut for 8-12wks until advised. Then cut and collect. Resume cutting every 2wks thereafter.

Flowering takes precedent to sward length. No cuts may be advised during flowering and dry conditions.

Strim around all furniture and trees. Do not cut within 30cm from base of tree.

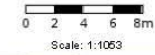
Manor Way

Potton CP

MA1-3: Cut every 2wks. No cuts may be advised in dry conditions. Strim around furniture and trees. Do not cut within 30cm from base of trees.

Author:

Date: 02/11/2020



Grass Cutting Areas

- Short 1 (50mm - 100mm)
- Short 2 (75mm - 125mm)

Parish



Mill Lane a

Potton CP

ML1-2: Cut every 2wks. No cuts may be advised in dry conditions. Strim around all furniture and trees. Do not cut within 30cm from base of trees

Author:

Date: 02/11/2020



Grass Cutting Areas

Short 2 (75mm - 125mm)

Parish



Mill Lane b

Potton CP

ML3-4: Cut every 2wks. No cuts may be advised in dry conditions. Strim around all furniture and trees. Do not cut within 30cm from base of trees

Author:

Date: 02/11/2020



Grass Path/Mow strips

Short 2 (75mm - 125)

Grass Cutting Areas

- Amenity (25mm - 40mm)
- Short 1 (50mm - 100mm)
- Short 2 (75mm - 125mm)

Parish



Mill Recreation Ground & Play Area

Potton CP

MLR1-2 & MLP: Cut every 2wks. No cuts may be advised in dry conditions. Strim around all furniture and trees. Do not cut within 30cm from base of trees.

Author:

Date: 02/11/2020



- Grass Path/Mow strips**
  - AL3 Short 1 (50mm - 100mm)
  - AL4 Short 2 (75mm - 125)
- Grass Cutting Areas**
  - AL5 Amenity (25mm - 40mm)
  - Short 1 (50mm - 100mm)
- Parish**
  - Blue square symbol


Myers Road a

Potton

MY1&2 Cut every 2wks. MY1A cut every 4-6wks. No cuts may be advised in dry conditions. Strim around furniture & trees. Do not strim within 30cm of tree base

Author:

Date: 26/06/2021



Scale: 1:500



Grass Path/Mow strips

- Long (P) (100mm - 450mm)
- Short 1 (50mm - 100mm)

Grass Cutting Areas

- Long (C) (100mm - 450mm)
- Short 2 (75mm - 125mm)

Myers Road b

Potton CP

MY3-6: Cut every 2wks. No cuts may be advised in dry conditions. Strim around all furniture and trees. Do not cut within 30cm from base of trees

Author:

Date: 02/11/2020



Grass Path/Mow strips

Short 1 (50mm - 100mm)

Grass Cutting Areas

Short 1 (50mm - 100mm)

Short 2 (75mm - 125mm)

Parish





Myers Road c

Potton CP

MY7-8 & MY\_TR: Cut every 2wks. MY9: Cut every 4-6wks. No cuts may be advised in dry conditions. Strim around furniture and trees. Do not cut within 30cm from base of trees

Author:

Date: 02/11/2020



Grass Path/Mow strips

Intermed (100mm-250mm)

Grass Cutting Areas

- Short 1 (50mm - 100mm)
- Intermed. (100mm - 250mm)
- Short 2 (75mm - 125mm)

Parish



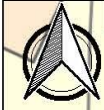
NE1-5 Cut every 2wks. No cuts may be advised in dry conditions. Strim around all furniture and trees. Do not strim within 30cm of tree base.



Author:

Date:

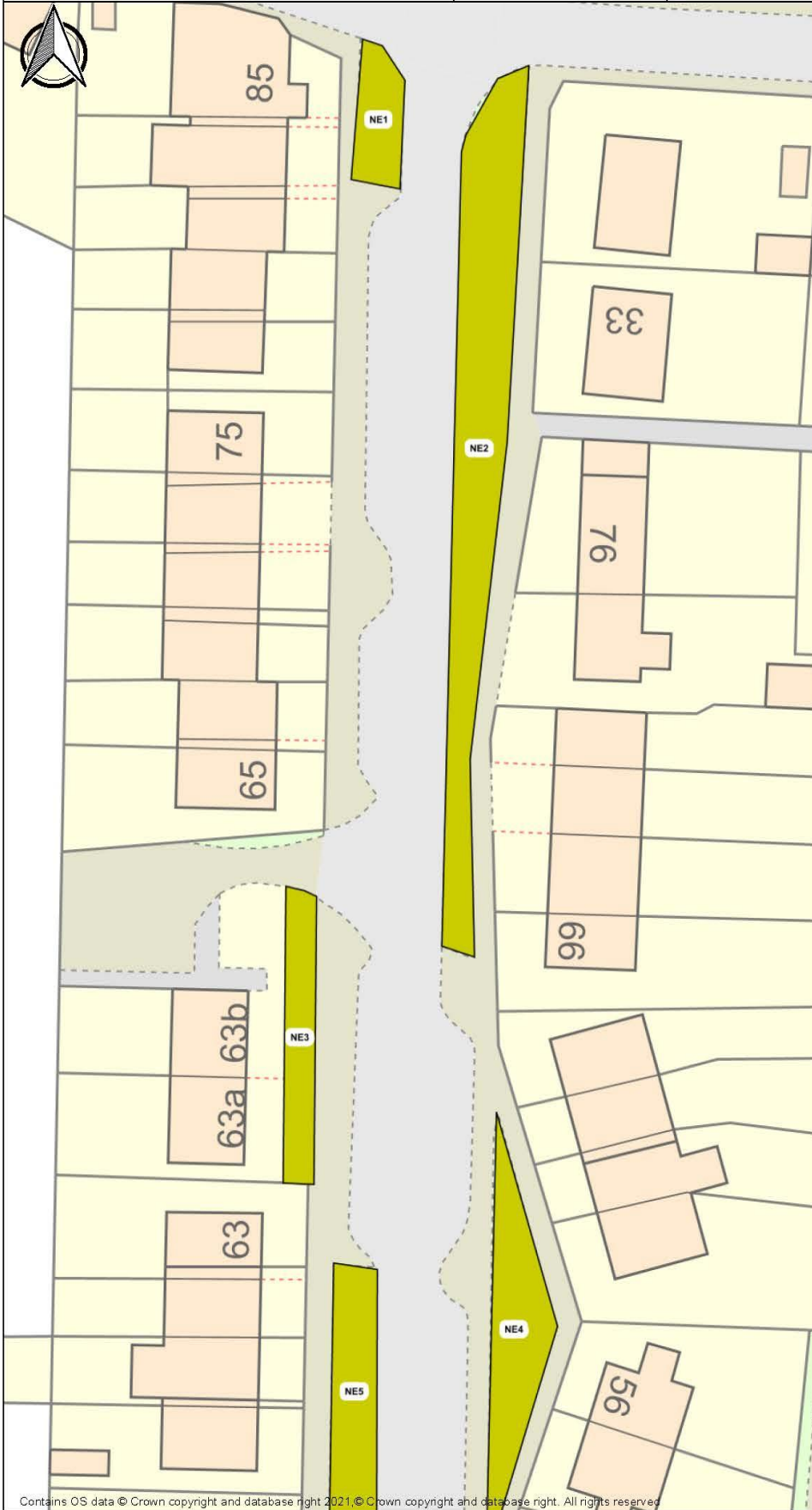
26/06/2021



Grass Cutting Areas

Short 2 (75mm - 125mm)

Parish



Newtown b

Potton

NE4-7 Cut every 2wks. No cuts may be advised in dry conditions. Strim around all furniture and trees. Do not strim within 30cm of tree base.



Author:

Date:

26/06/2021



Grass Cutting Areas

Short 2 (75mm - 125mm)

Parish



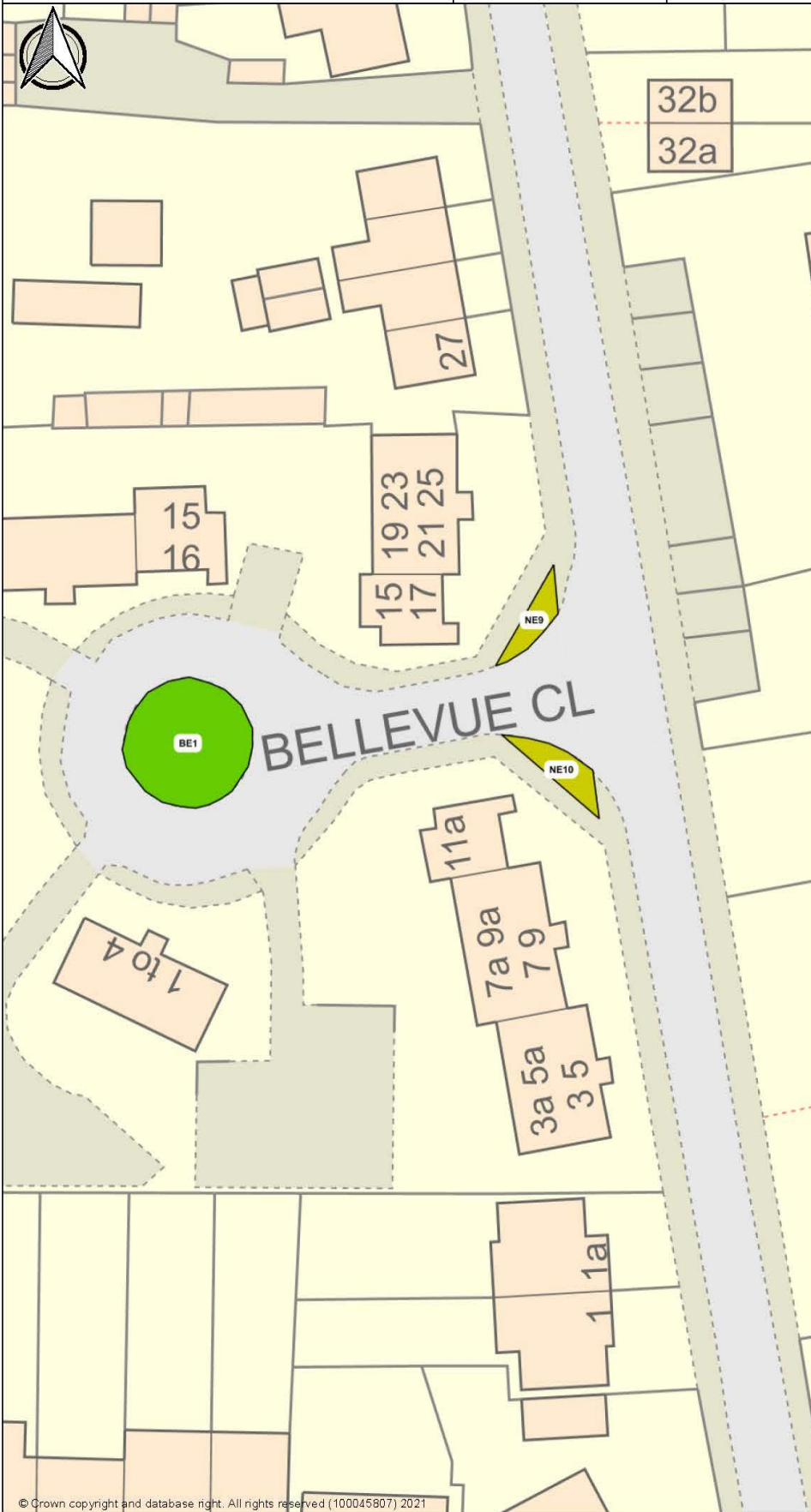
NE8-9 & BE1: Cut every 2wks. No cuts may be advised in dry conditions. Strim around all furniture and trees. Do not strim within 30cm of tree base.



Author:

Date:

26/06/2021



Grass Cutting Areas

- Short 1 (50mm - 100mm)
- Short 2 (75mm - 125mm)

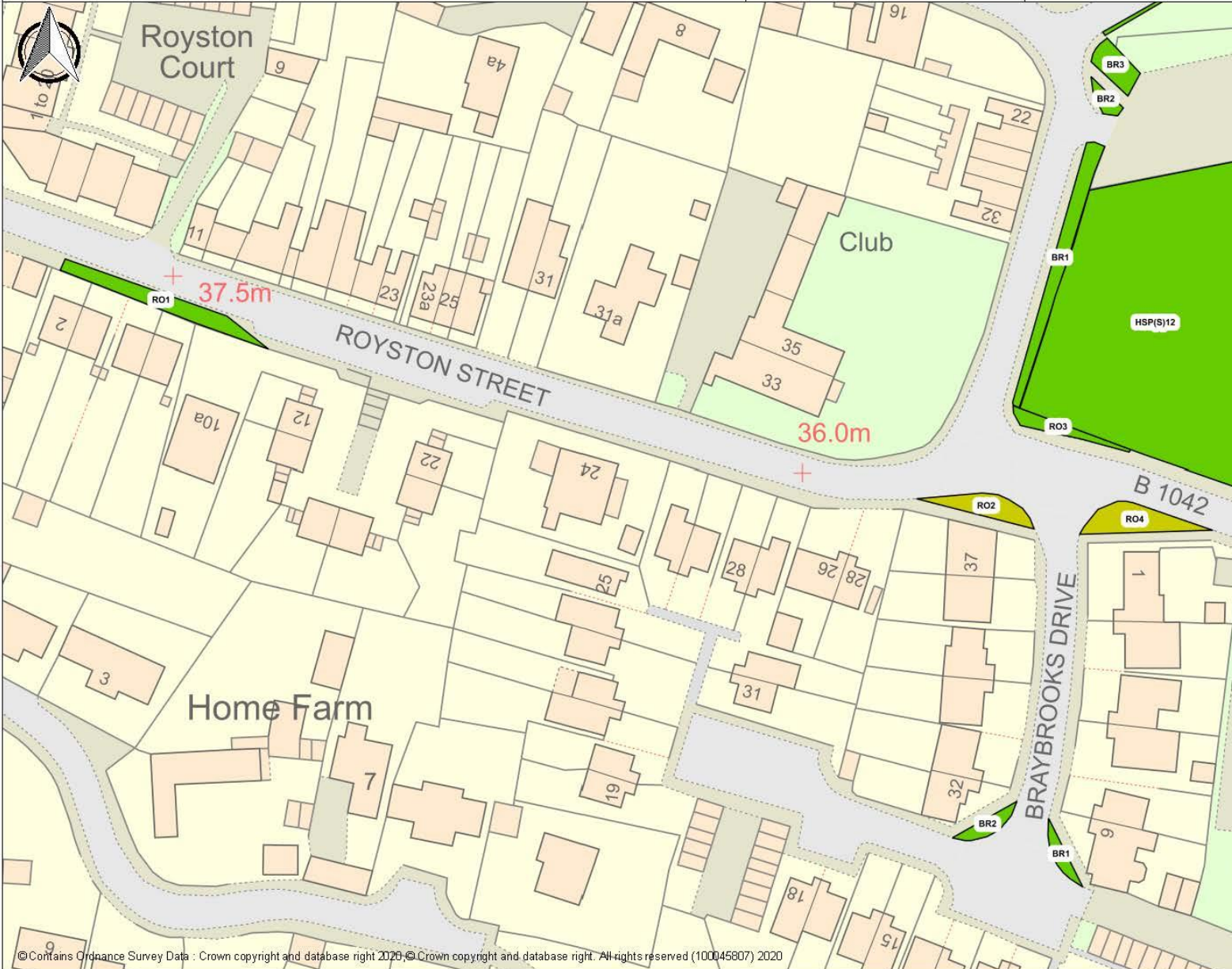
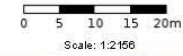
Royston Street

Potton CP

RO1-4: Cut every 2wks. No cuts may be advised in dry conditions. Strim around furniture and trees. Do not strim within 30cm from base of trees.

Author:

Date: 02/11/2020



Grass Cutting Areas

- Short 1 (50mm - 100mm)
- Short 2 (75mm - 125mm)

Parish




Sandy Road a

SA1-5 Cut every 2wks. No cuts may be advised in dry conditions. Strim around all furniture & trees. Do not cut within 30cm of tree base.

Potton

Author:

Date: 26/06/2021





Scale: 1:1250



Grass Path/Mow strips

-  Intermed (100mm-250mm)
-  Short 1 (50mm - 100mm)
-  Short 2 (75mm - 125)

Grass Cutting Areas

-  Short 1 (50mm - 100mm)
-  Intermed. (100mm - 250mm)
-  Short 2 (75mm - 125mm)

Parish




Sandy Road b

SA5-6 Cut every 2wks. No cuts may be advised in dry conditions. Strim around all furniture & trees. Do not cut within 30cm of tree base.

Potton

Author:

Date: 26/06/2021



Scale: 1:1250



Grass Path/Mow strips

Short 2 (75mm - 125)

Grass Cutting Areas

Short 1 (50mm - 100mm)

Short 2 (75mm - 125mm)

Parish




Sandy Road Cemetary

Potton CP

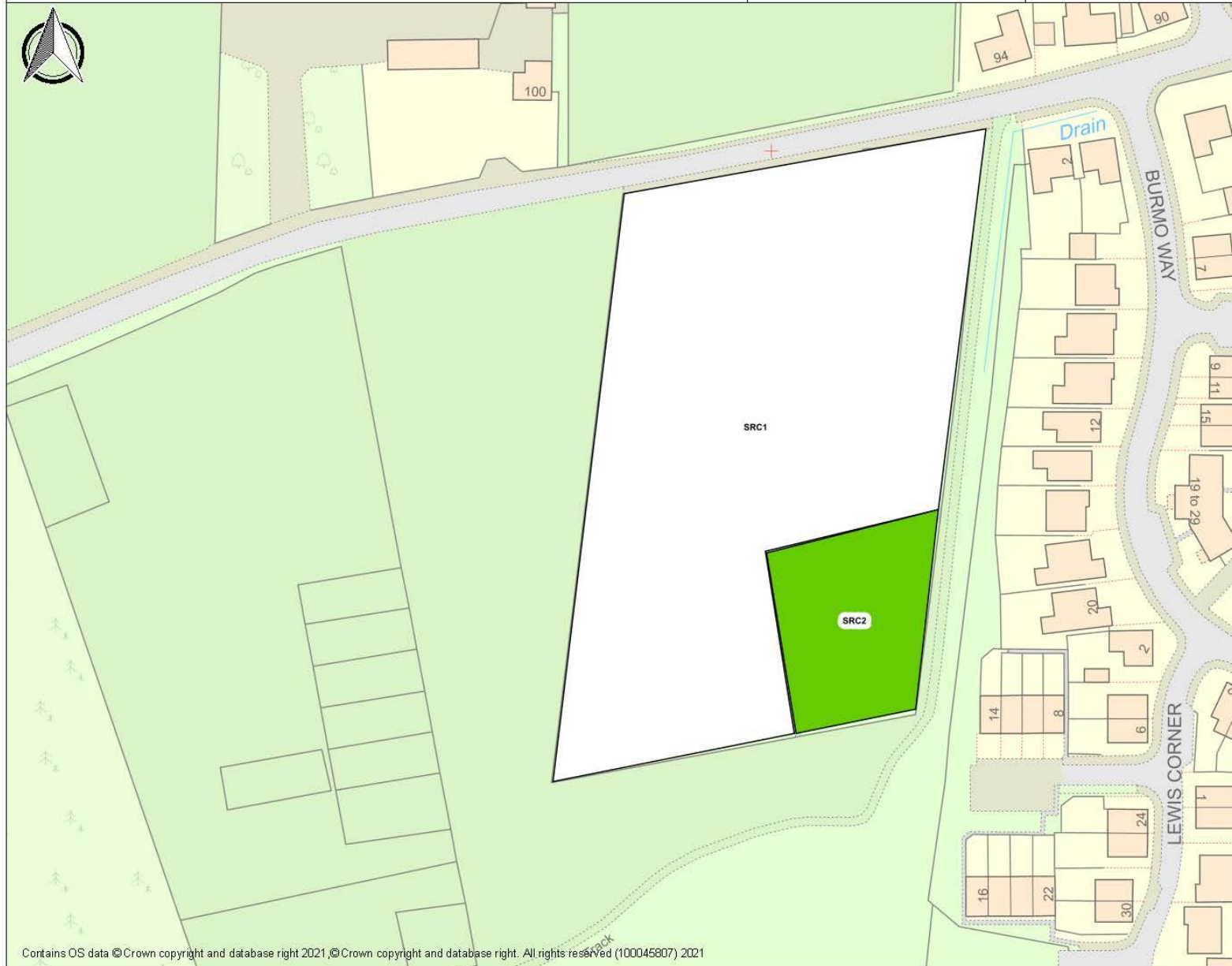
SRC1&2 Cut every 2wks. Carefully strim around furniture and trees. Do not strim within 30cm from base of trees. Ensure all arisings are swept from paths and furniture

Author:

Date: 09/06/2021



Scale: 1:1250



Grass Cutting Areas

- Amenity (25mm - 40mm)
- Short 1 (50mm - 100mm)

Parish





Shannon Place

Potton CP

SP1: Cut every 2wks. No cuts may be advised in dry conditions. Strim around furniture and trees. Do not cut within 30cm from base of trees.



Author:

Date:

02/11/2020

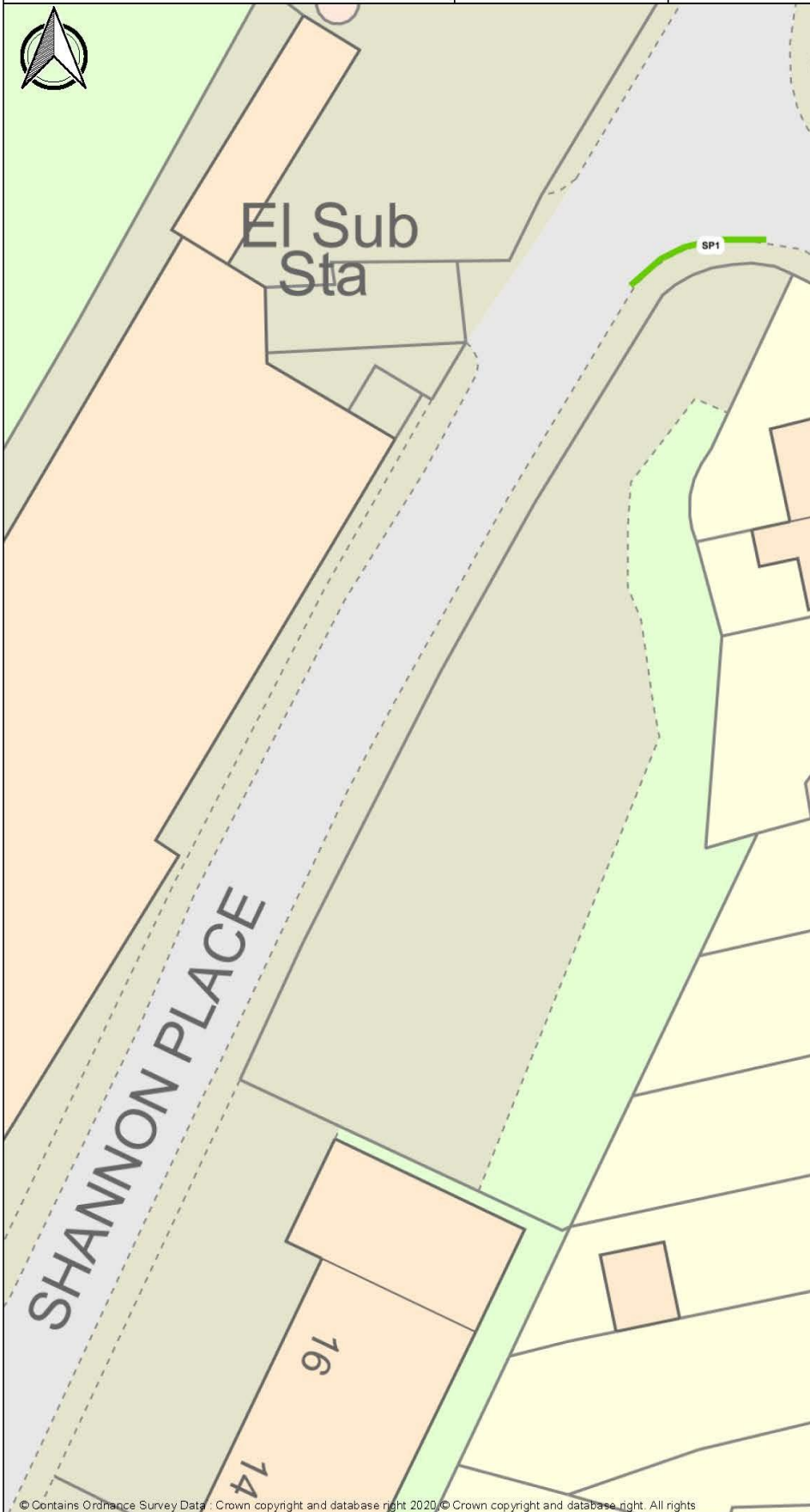


**Grass Path/Mow strips**

 Short 1 (50mm - 100mm)

**Grass Cutting Areas**

**Parish**



SW1-13 Cut every 2wks. No cuts may be advised in dry conditions. Strim around furniture and trees. Do not strim within 30cm from base of trees.



Author:

Date:

02/11/2020



Grass Cutting Areas

Short 1 (50mm - 100mm)



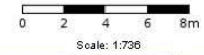
Sheffield Close a

Potton CP

SH1-5: Cut every 2wks. No cuts may be advised in dry conditions. Strim around furniture and trees.  
Do not strim within 30cm from base of trees.

Author:

Date: 02/11/2020



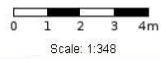
Grass Cutting Areas

- Short 1 (50mm - 100mm)
- Short 2 (75mm - 125mm)

Sheffield Close b

Potton CP

SH6-7: Cut every 2wks. No cuts may be advised in dry conditions. Strim around furniture and trees. Do not strim within 30cm from base of trees.



Author:

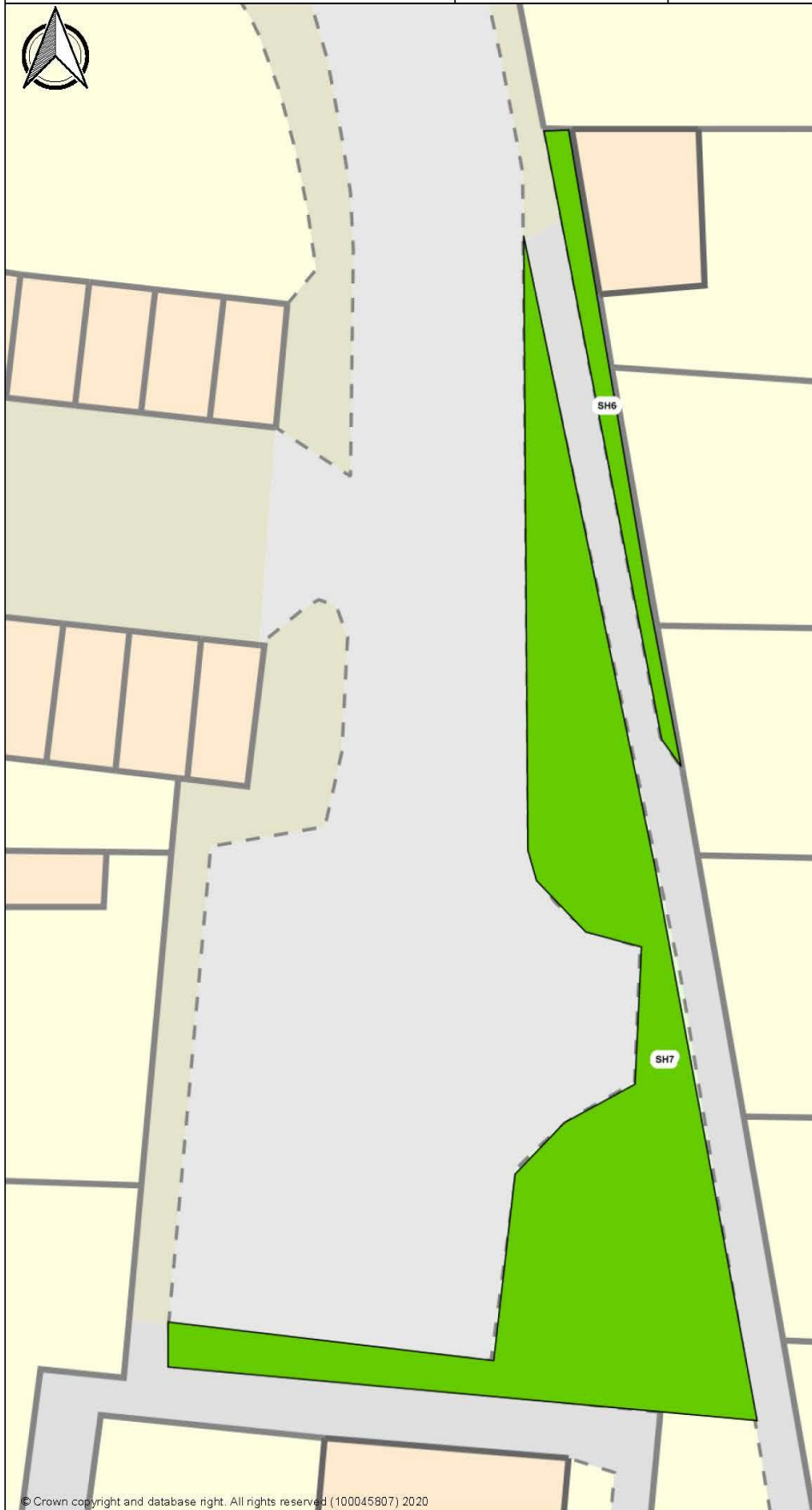
Date:

02/11/2020



**Grass Cutting Areas**

 Short 1 (50mm - 100mm)



SH8: Cut every 2wks. No cuts may be advised in dry conditions. Strim around furniture and trees. Do not strim within 30cm from base of trees.



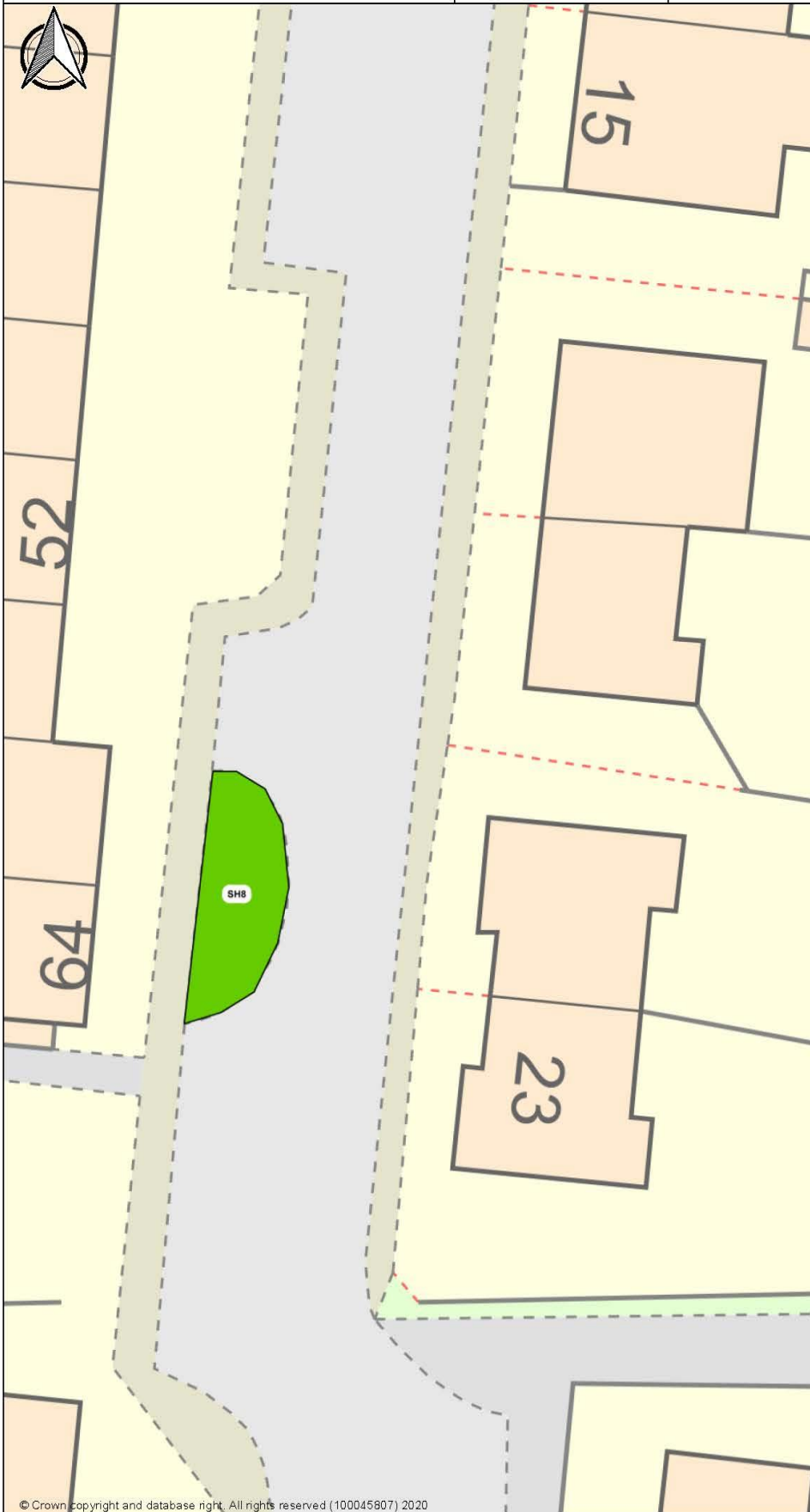
Author:

Date: 02/11/2020



Grass Cutting Areas

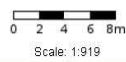
Short 1 (50mm - 100mm)



Spencer Close

Potton CP

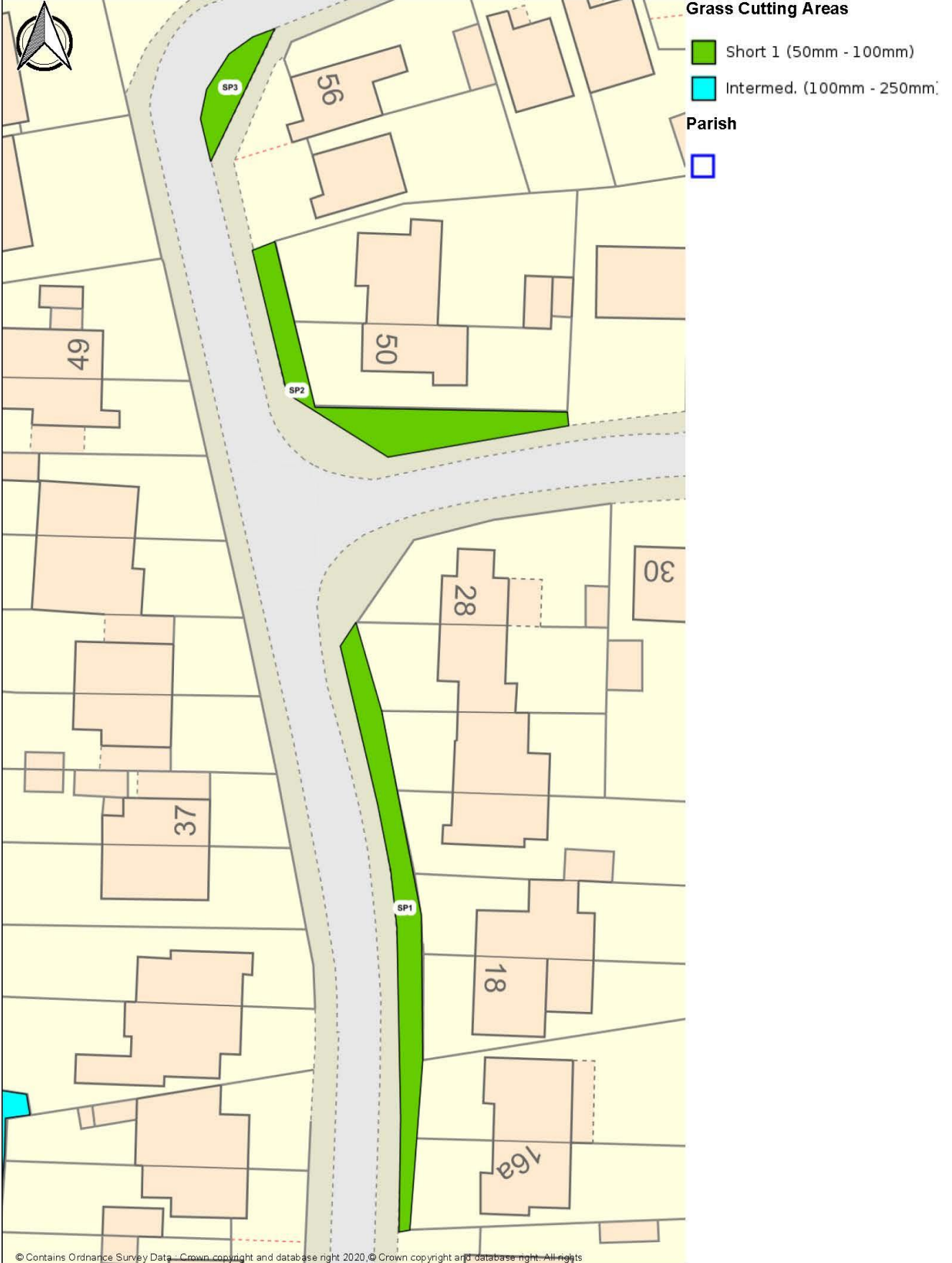
SP1-3 Cut every 2wks. No cuts may be advised in dry conditions. Strim around all furniture and trees. Do not cut within 30cm from base of trees.



Author:

Date:

01/11/2020



St Mary's Church

Potton CP

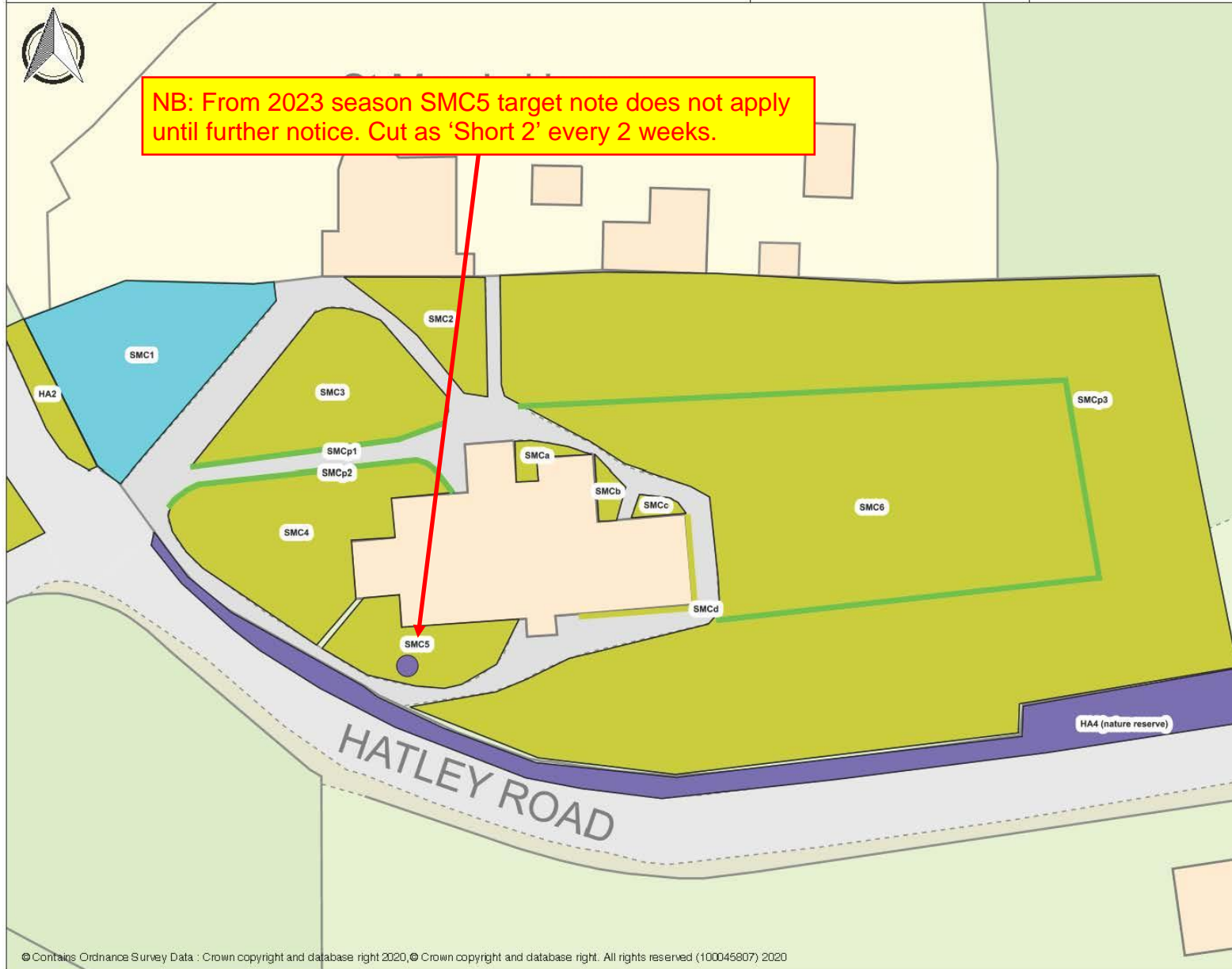
SMC1 cut & collect every 4-6wks; SMC2-SMC6 & SMCa to d & SMCp1 to p3: Cut every 2 weeks.  
See ADDITIONAL NOTES

Author:

Date: 31/10/2020



**NB: From 2023 season SMC5 target note does not apply until further notice. Cut as 'Short 2' every 2 weeks.**



**Grass cutting target notes**



**Grass Path/Mow strips**

- Short 1 (50mm - 100mm)
- Short 2 (75mm - 125)
- Long (C) (100mm - 450mm)

**Grass Cutting Areas**

- Intermed. (100mm - 250mm)
- Long (C) (100mm - 450mm)
- Short 2 (75mm - 125mm)

**Parish**



**ADDITIONAL NOTES**

**SMC5 & TARGET**  
NOTE: Cut every 2wks until advised - c late May. Then no cut for 8-12wks until advised. Cut and collect. Revert to cut every 2wks thereafter. Applies for 3 seasons.

All areas: Flowering takes precedent to sward length. No cuts may be advised during flowering and dry conditions. Do not cut bulbs until leaves die back.

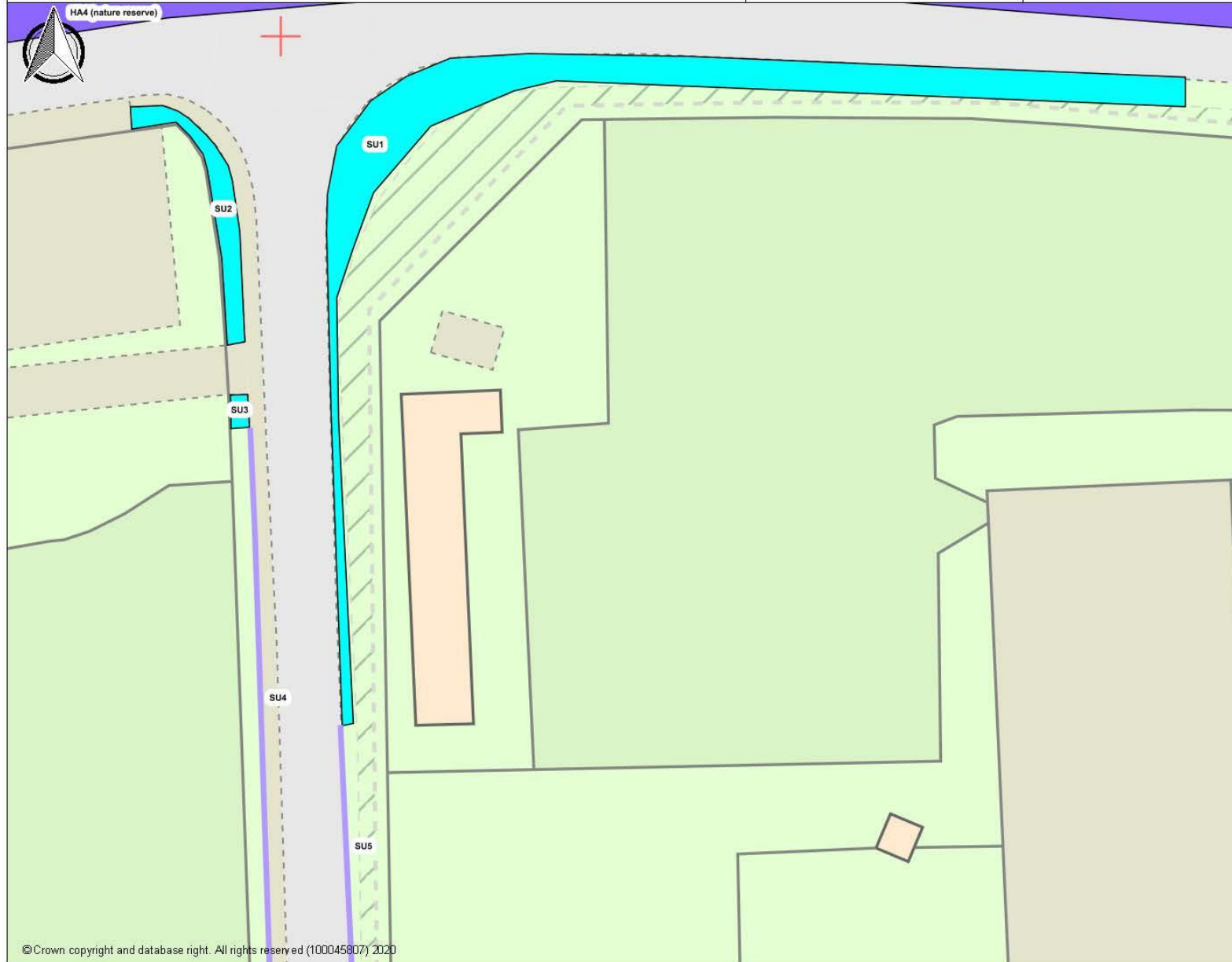
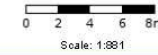
Sutton Road a

Potton CP

SU1-3 Cut every 4wks. SU4-5 Cut as advised every 6-8wks, no cuts may be advised for 8-12wks from late May

Author:

Date: 01/11/2020



Grass Path/Mow strips

Long (C) (100mm - 450mm)

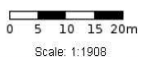
Grass Cutting Areas

Intermed. (100mm - 250mm)

Long (C) (100mm - 450mm)



SU4 -10 Cut as advised every 6-8wks, no cuts may be advised for 8-12wks from late May.



Author:

Date: 01/11/2020



Grass Path/Mow strips

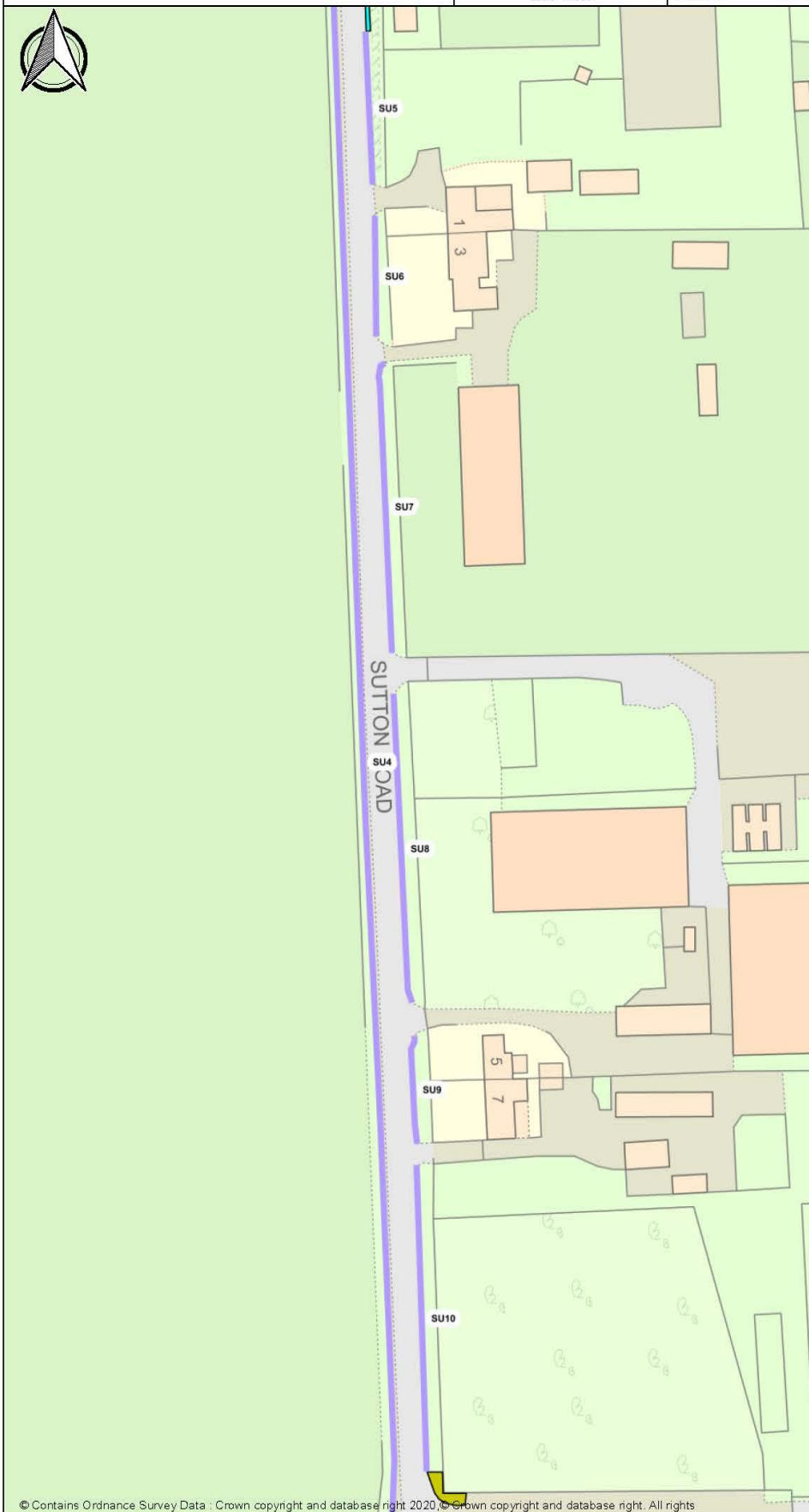
Long (C) (100mm - 450mm)

Grass Cutting Areas


Intermed. (100mm - 250mm)

Short 2 (75mm - 125mm)

Parish



SU11-13 Cut fortnightly. SU14 Cut as advised every 6-8wks, no cuts may be advised for 8-12wks from late May



Author:

Date:

01/11/2020



Grass Path/Mow strips

Long (C) (100mm - 450mm)

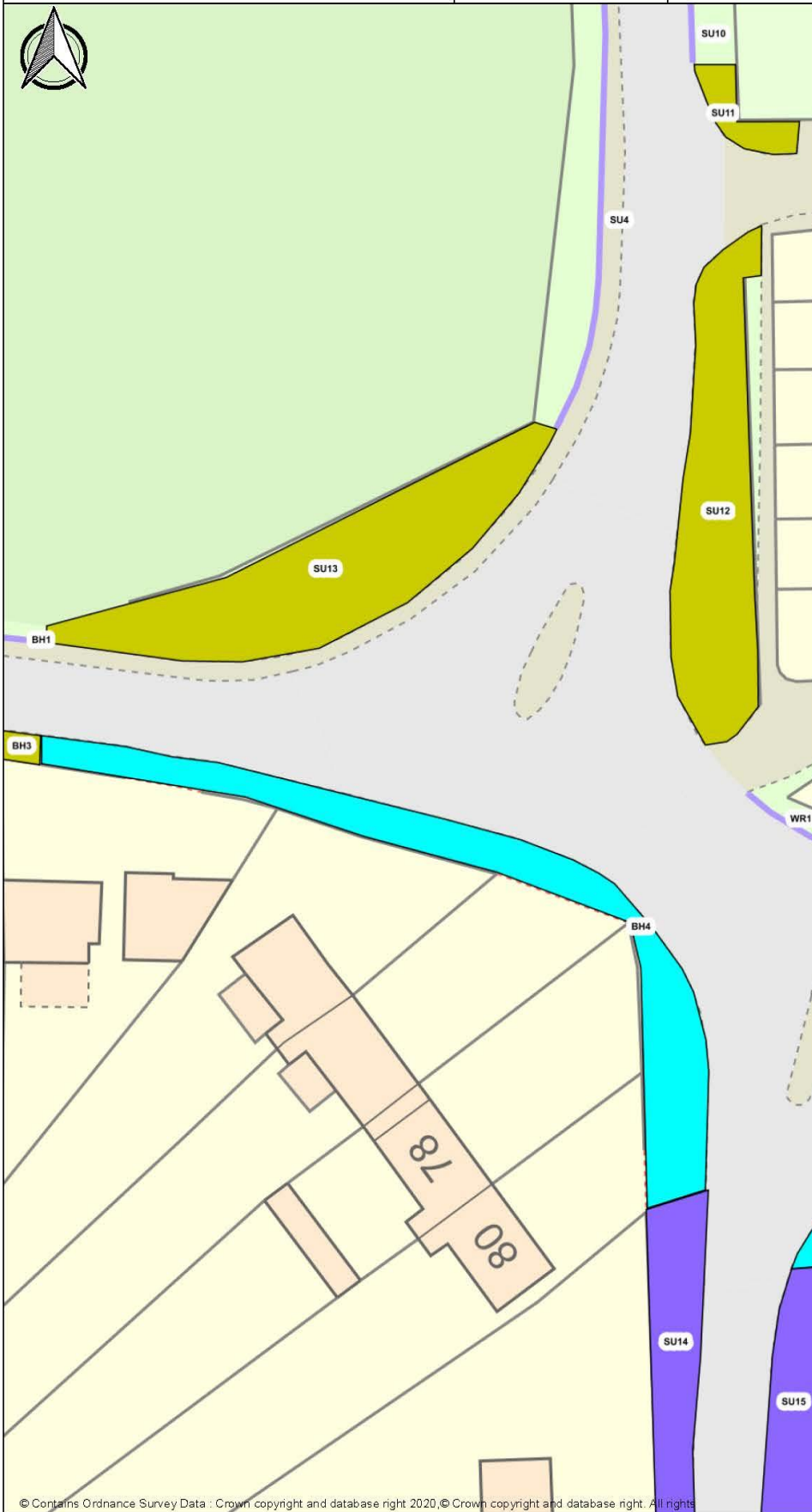
Grass Cutting Areas

Intermed. (100mm - 250mm)

Long (C) (100mm - 450mm)

Short 2 (75mm - 125mm)

Parish



Sutton Road d

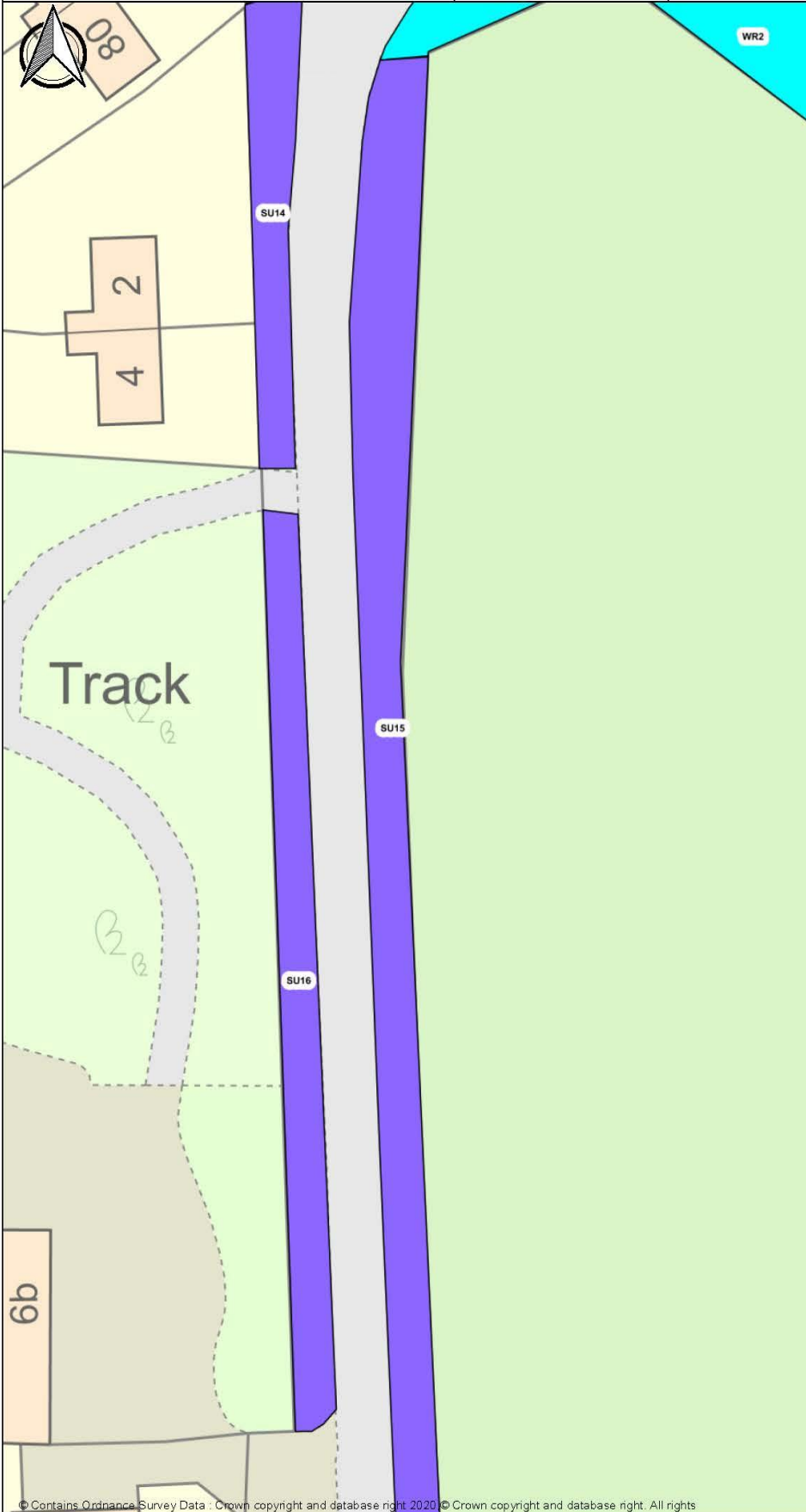
Potton CP

SU14-16 Cut as advised every 6-8wks, no cuts may be advised for 8-12wks from late May



Author:

Date: 01/11/2020



**Grass Cutting Areas**

- Intermed. (100mm - 250mm)
- Long (C) (100mm - 450mm)

**Parish**



SU15-18 Cut as advised every 6-8wks, no cuts may be advised for 8-12wks from late May



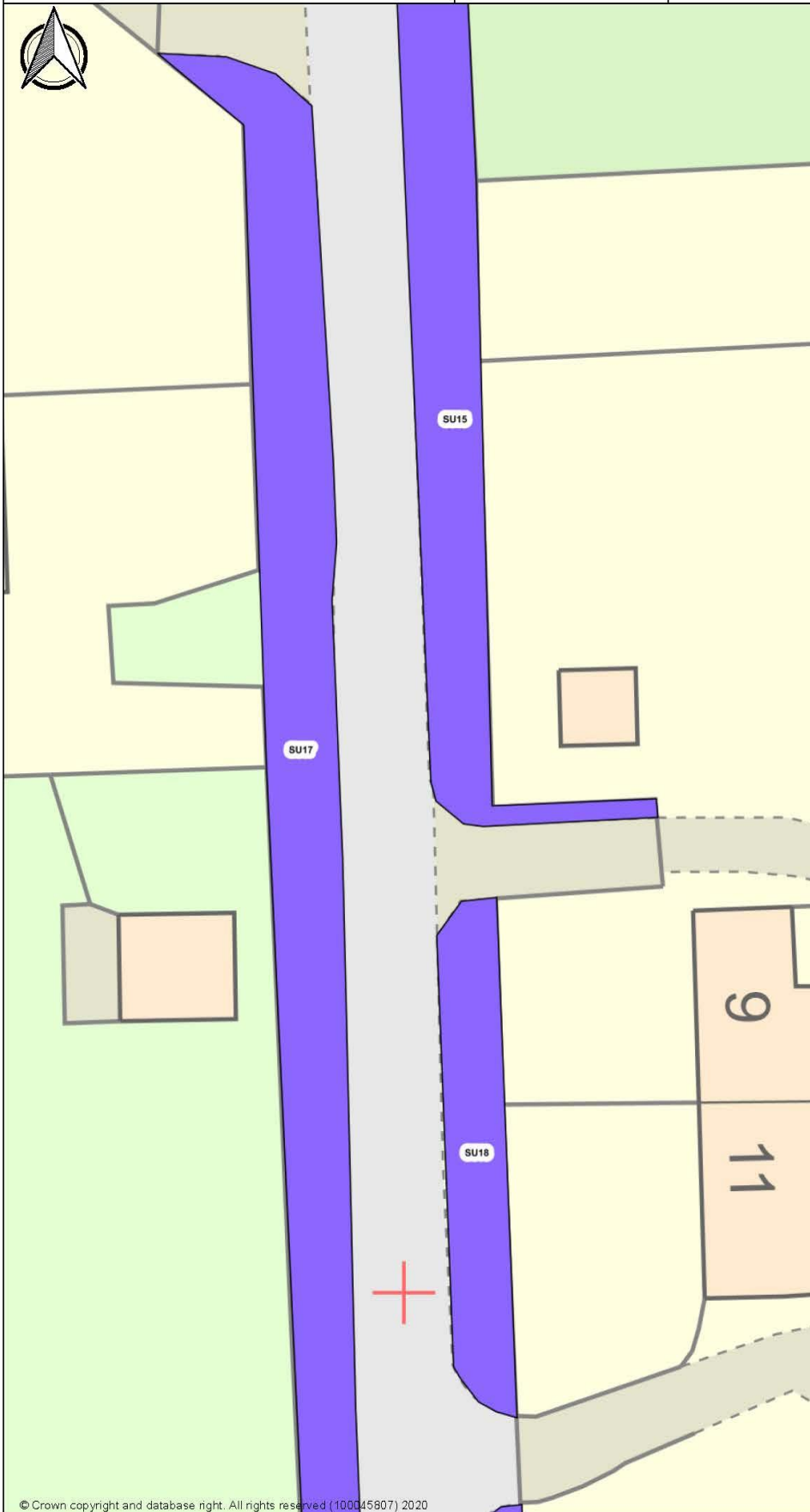
Author:

Date: 01/11/2020

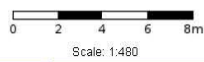


Grass Cutting Areas

Long (C) (100mm - 450mm)



SU17-19 Cut as advised every 6-8wks, no cuts may be advised for 8-12wks from late May



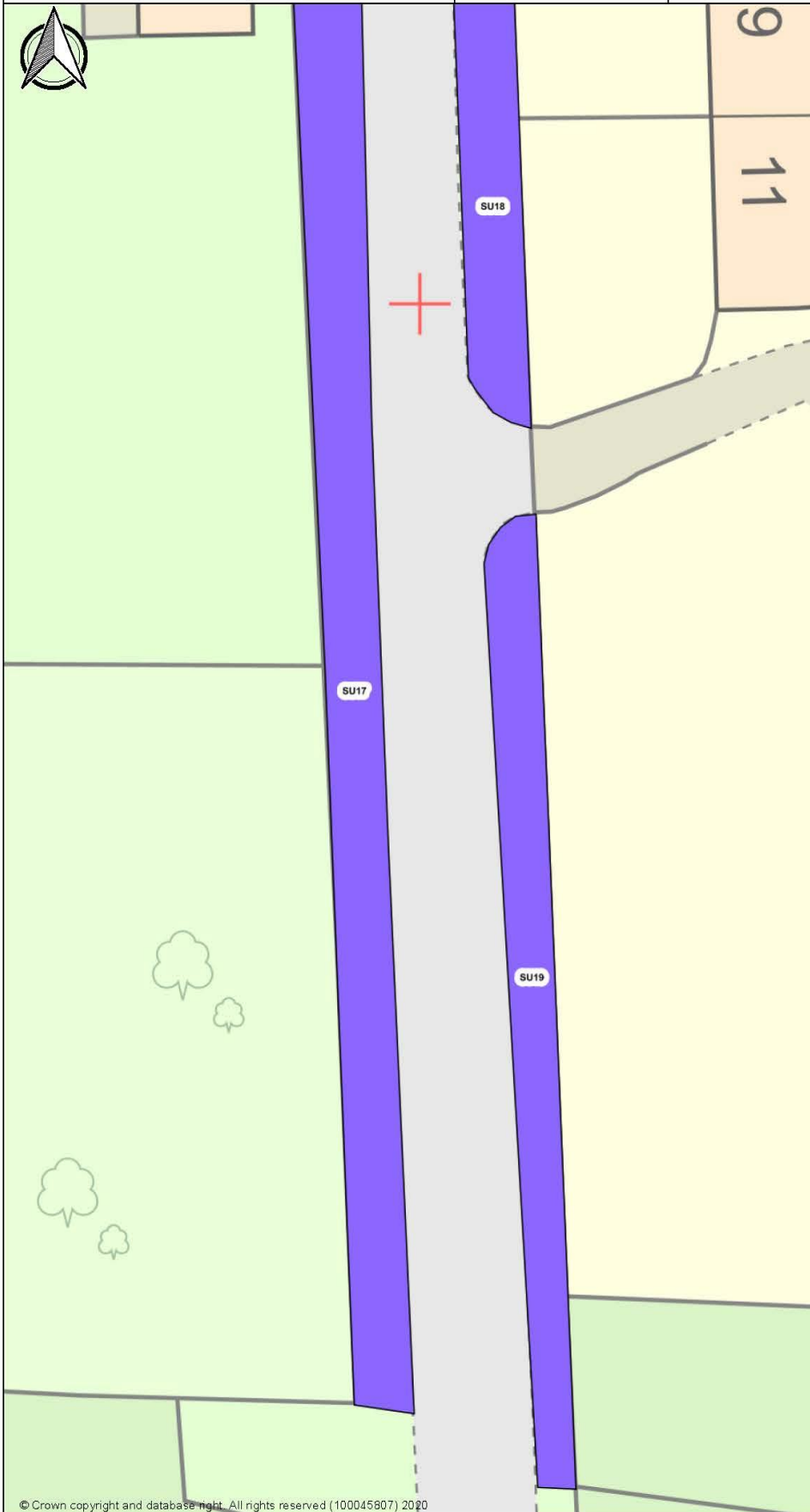
Author:

Date: 01/11/2020

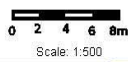


Grass Cutting Areas

Long (C) (100mm - 450mm)



SM1 - 5 Cut every 2wks. No cuts may be advised in dry conditions. Strim around all furniture and trees. Do not cut within 30cm from base of trees.



Author:

Date:

26/06/2021



Grass Path/Mow strips

Short 2 (75mm - 125)

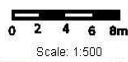
Grass Cutting Areas

Short 1 (50mm - 100mm)

Short 2 (75mm - 125mm)



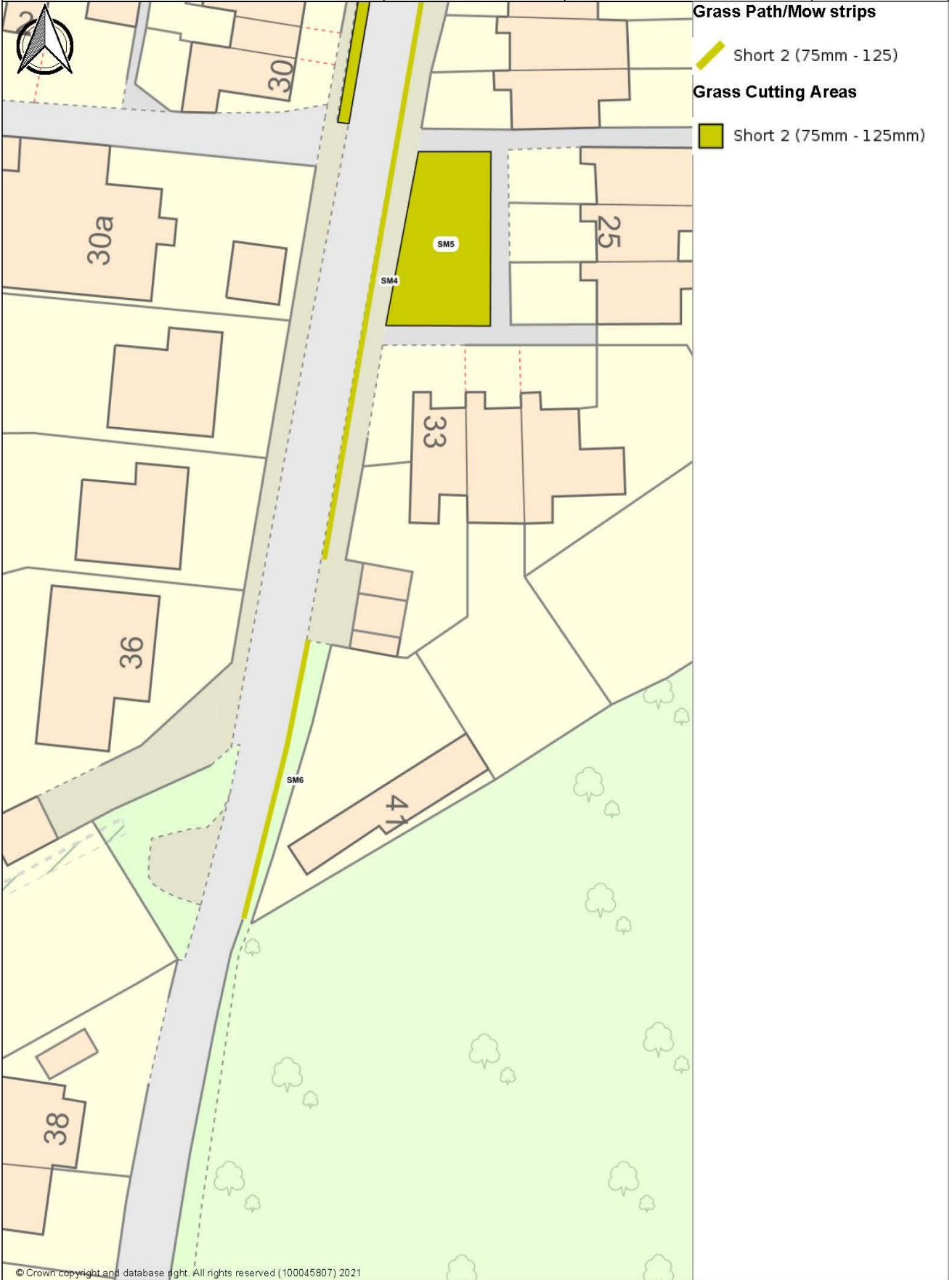
SM4 - 6 Cut every 2wks. No cuts may be advised in dry conditions. Strim around all furniture and trees. Do not cut within 30cm from base of trees.



Author:

Date:

26/06/2021



**Grass Path/Mow strips**

Short 2 (75mm - 125)

**Grass Cutting Areas**

Short 2 (75mm - 125mm)

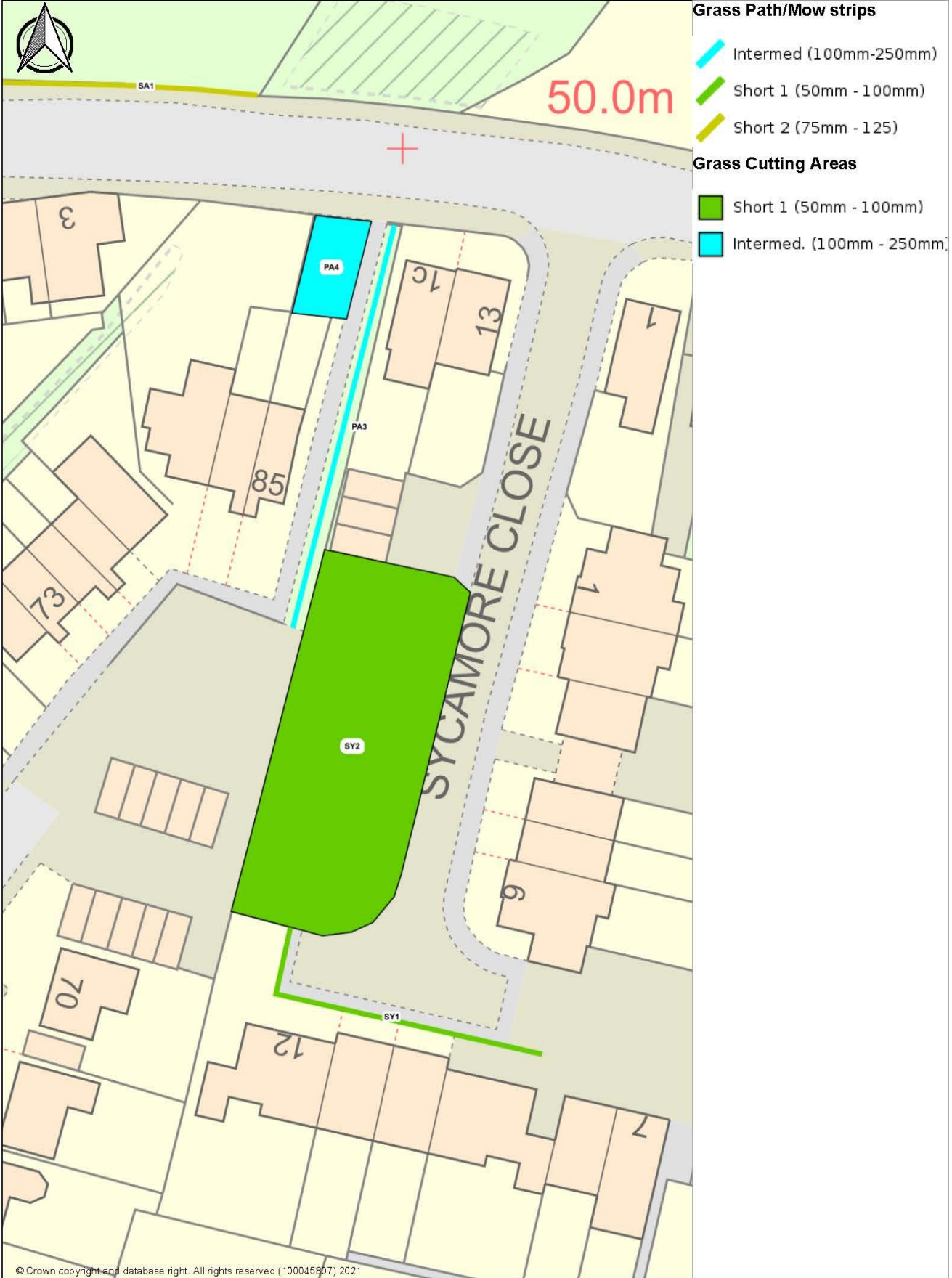
SY1-2: Cut every 2wks. PA3-4 Cut every 4-6wks. No cuts may be advised in dry conditions. Strim around furniture & trees. Do not cut within 30cm of tree base



Author:

Date:

26/06/2021





The Manor

Potton CP

TM1-2: Cut every 2wks. No cuts may be advised in dry conditions. Strim around furniture and trees. Do not cut within 30cm from base of trees.



Author:

Date:

02/11/2020



**Grass Path/Mow strips**

 Short 1 (50mm - 100mm)

**Grass Cutting Areas**

 Short 1 (50mm - 100mm)

 Short 2 (75mm - 125mm)



PA1-5: Cut every 2wks. No cuts may be advised in dry conditions. Strim around furniture & trees. Do not cut within 30cm of tree base



Author:

Date:

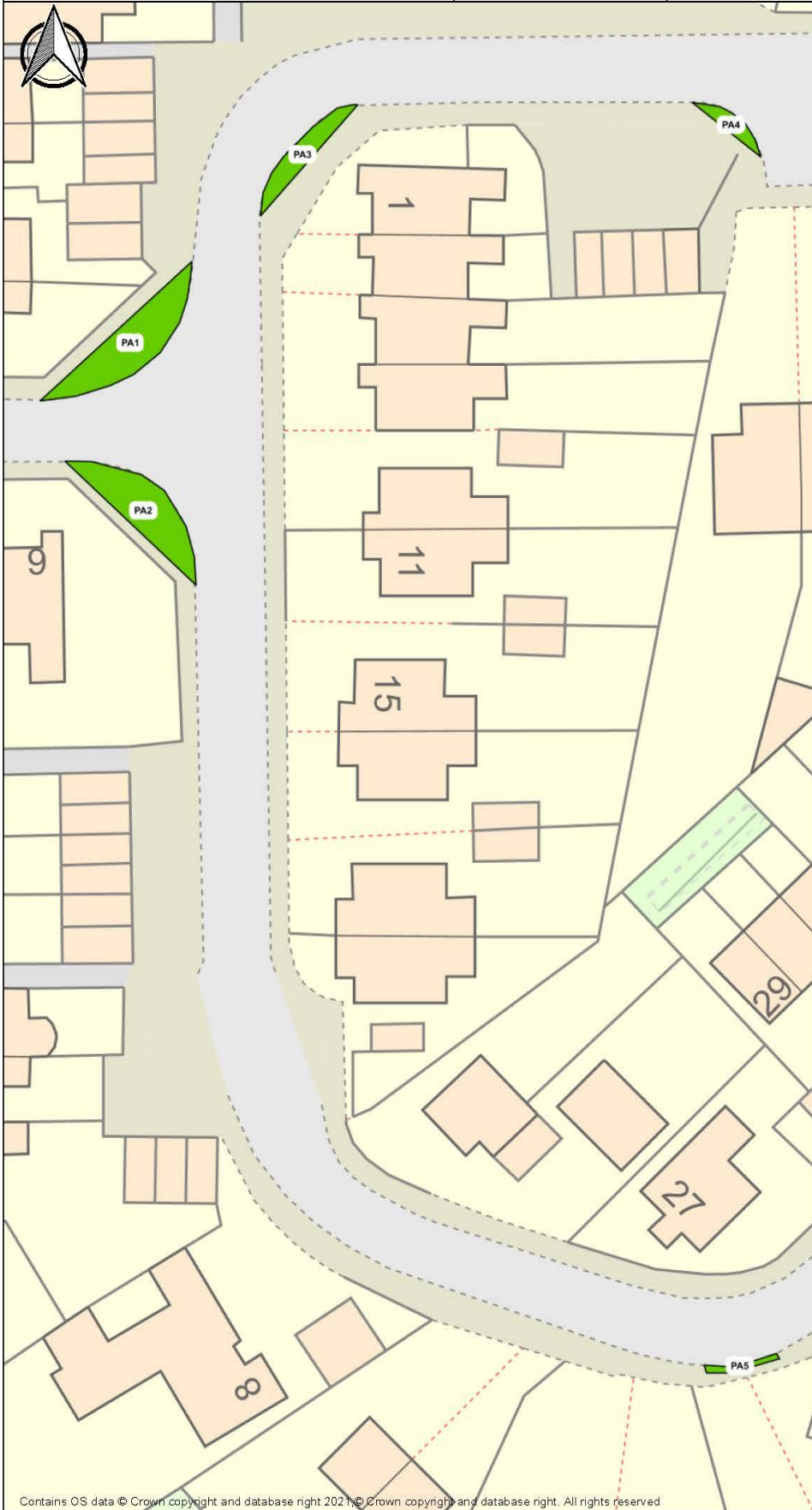
26/06/2021



Grass Cutting Areas

Short 1 (50mm - 100mm)

Parish



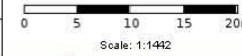
The Ridgeway

Potton CP

R11-3: Cut every 2wks. No cuts may be advised in dry conditions. Strim around furniture and trees. Do not strim within 30cm from base of trees.

Author:

Date: 02/11/2020



Grass Cutting Areas

Short 1 (50mm - 100mm)

Parish



TO1-6: Cut every 2wks. No cuts may be advised in dry conditions. Strim around furniture and trees. Do not cut within 30cm from base of trees



Author:

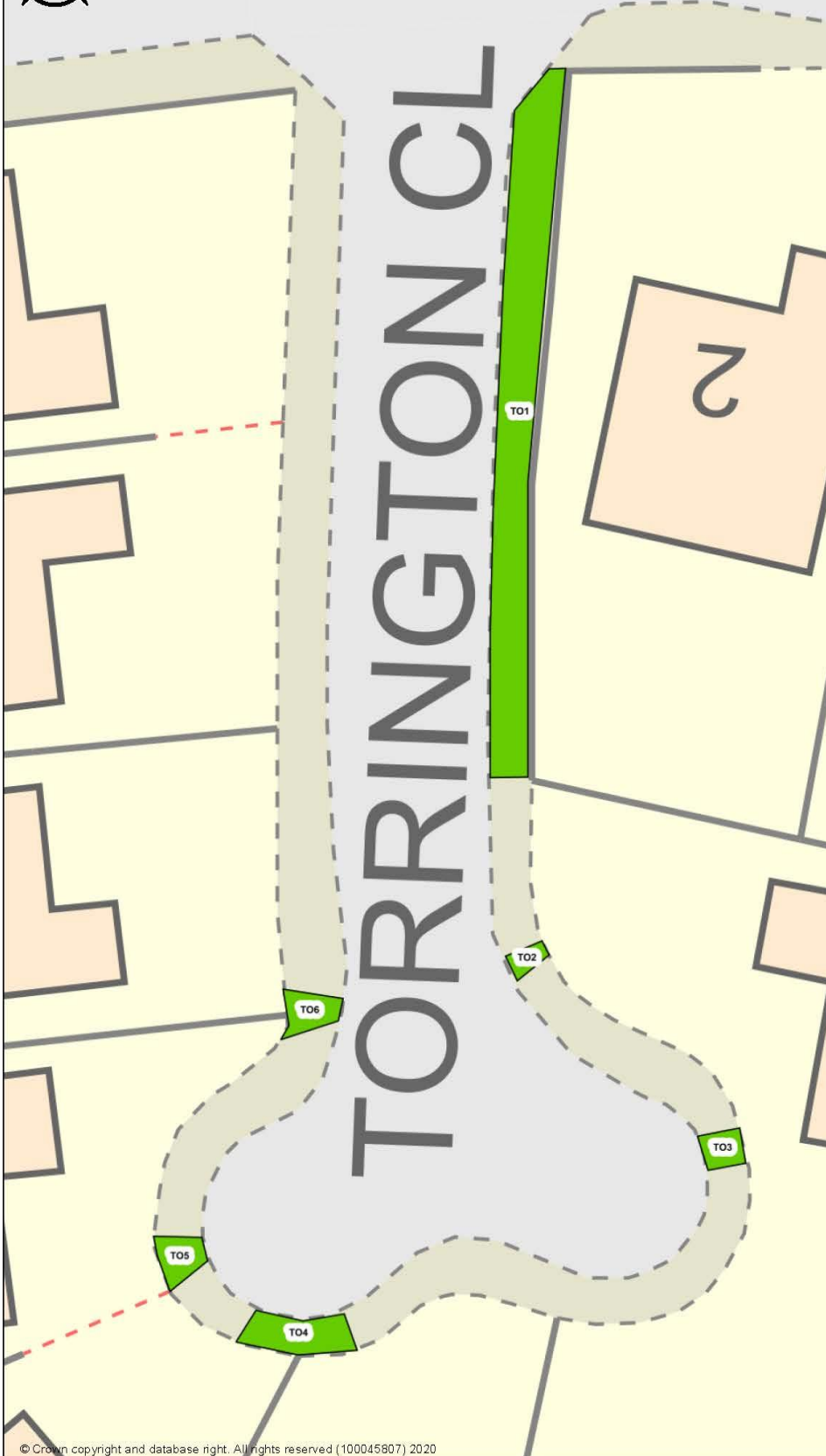
Date:

02/11/2020



Grass Cutting Areas

Short 1 (50mm - 100mm)



W1-4: Cut every 2wks. No cuts may be advised in dry conditions. Strim around furniture and trees. Do not strim within 30cm from base of trees.



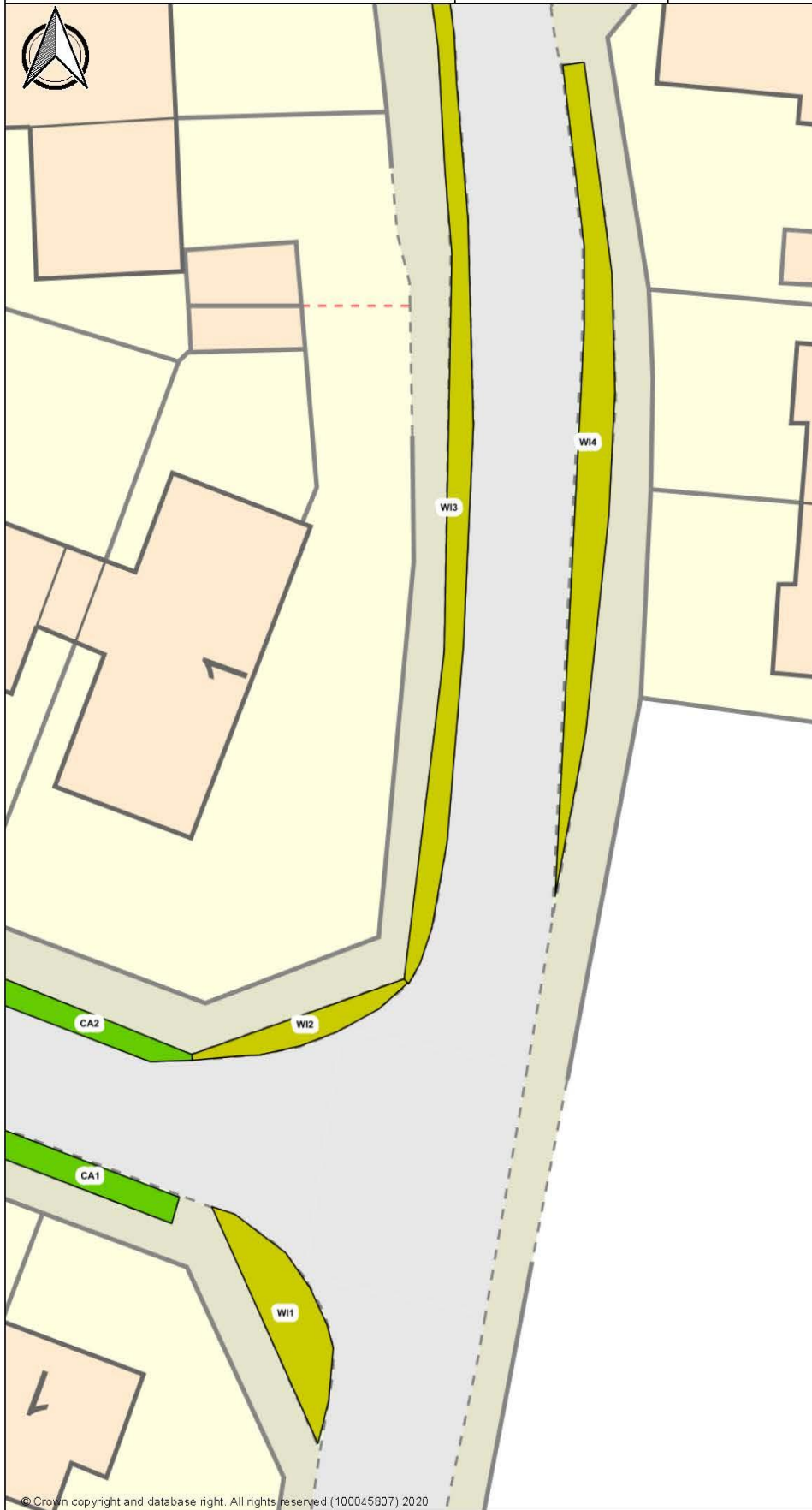
Author:

Date: 02/11/2020



Grass Cutting Areas

- Short 1 (50mm - 100mm)
- Short 2 (75mm - 125mm)



W13, 5-6: Cut every 2wks. No cuts may be advised in dry conditions. Strim around furniture and trees. Do not cut within 30cm from base of trees.



Author:

Date:

02/11/2020

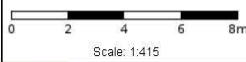


**Grass Cutting Areas**

-  Short 1 (50mm - 100mm)
-  Short 2 (75mm - 125mm)



W16-8: Cut every 2wks. No cuts may be advised in dry conditions. Strim around furniture and trees. Do not cut within 30cm from base of trees.




Author:

Date:

02/11/2020

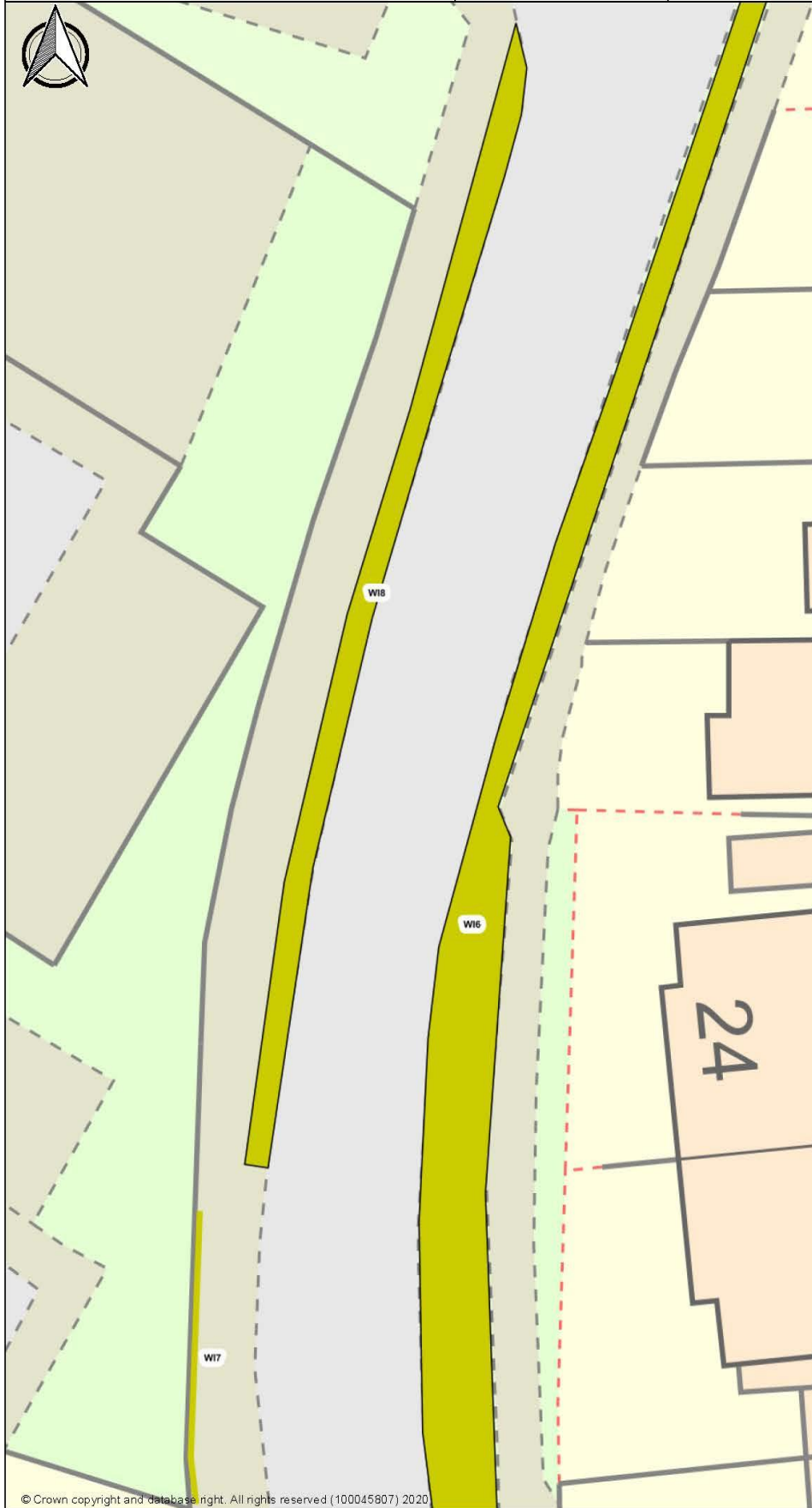


**Grass Path/Mow strips**

 Short 2 (75mm - 125)

**Grass Cutting Areas**

 Short 2 (75mm - 125mm)



Willow Road d

Potton CP

W6 & 9: Cut every 2wks. No cuts may be advised in dry conditions. Strim around furniture and trees. Do not strim within 30cm from base of trees.




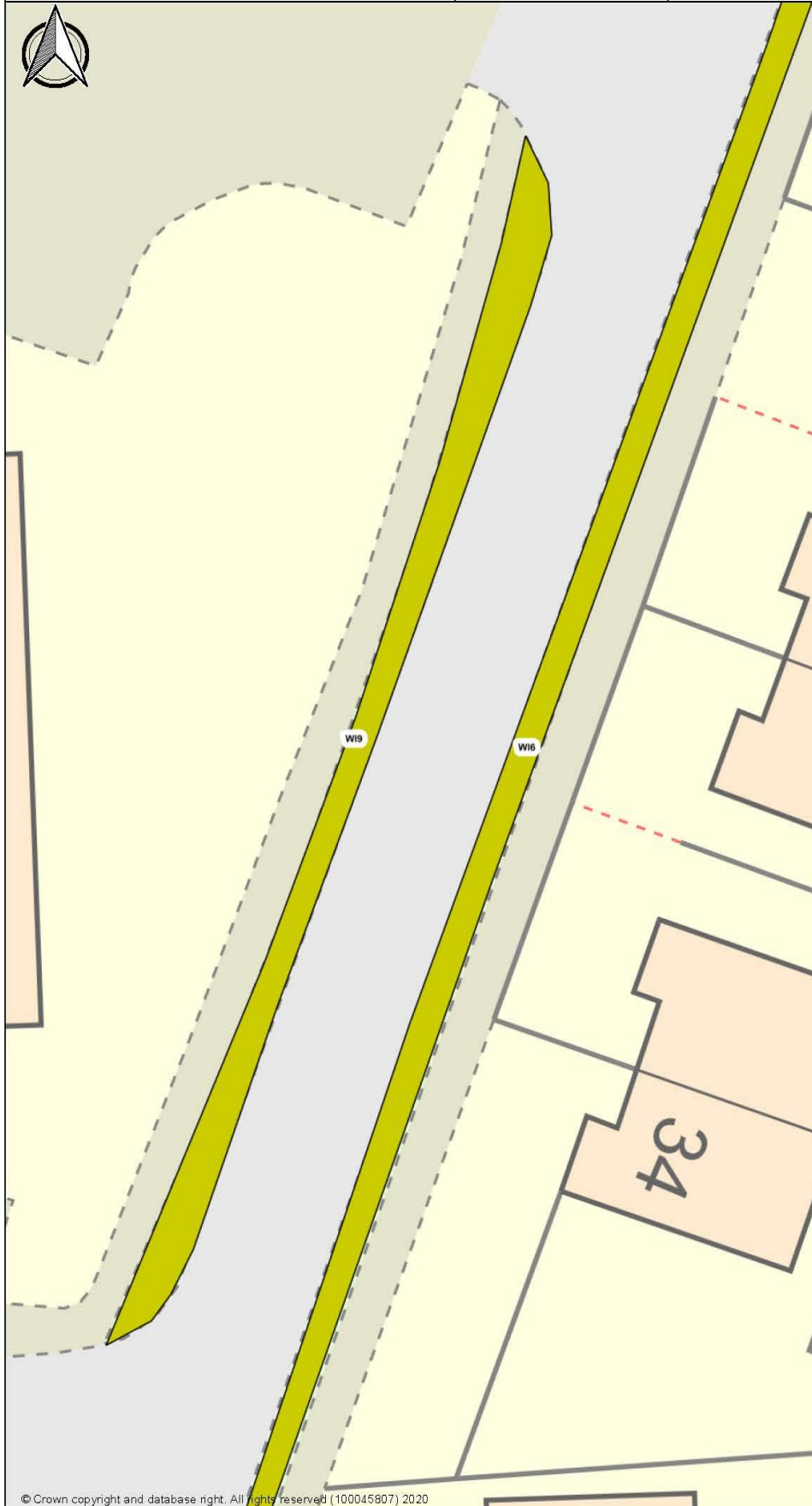
Author:

Date: 02/11/2020



**Grass Cutting Areas**

 Short 2 (75mm - 125mm)





W16 & 10-11: Cut every 2wks. No cuts may be advised in dry conditions. Strim around furniture and trees. Do not strim within 30cm from base of trees.



Author:

Date: 02/11/2020



Grass Cutting Areas

- Short 1 (50mm - 100mm)
- Short 2 (75mm - 125mm)



W12-13: Cut every 2wks. No cuts may be advised in dry conditions. Strim around furniture and trees. Do not strim within 30cm from base of trees.



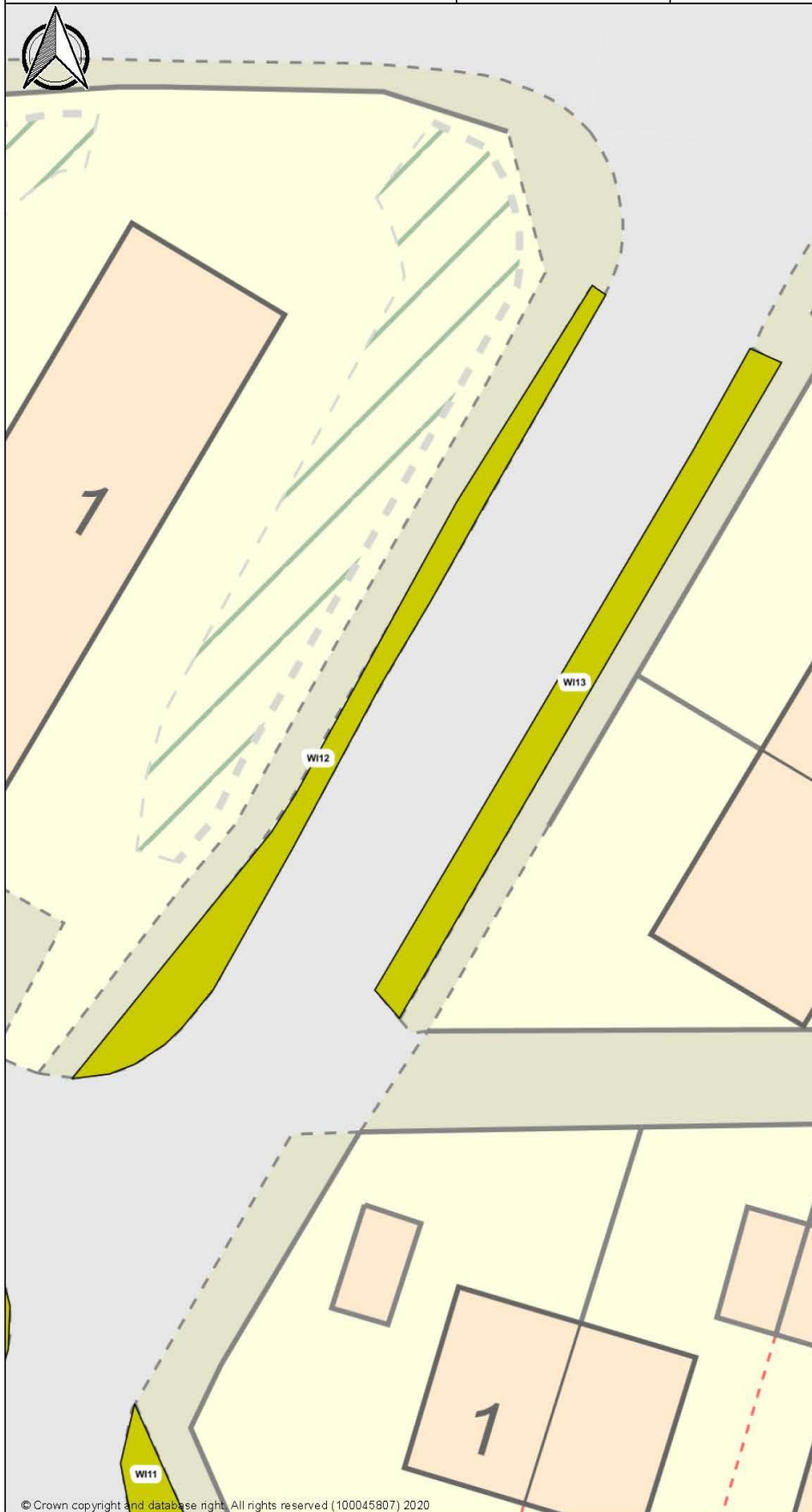
Author:

Date: 02/11/2020



Grass Cutting Areas

Short 2 (75mm - 125mm)



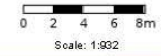
Wingfield Drive a

Potton CP


W11-12: Cut every 2wks. No cuts may be advised in dry conditions. Strim around furniture and trees. Do not cut within 30cm from base of trees.

Author:


Date: 02/11/2020



**Grass Path/Mow strips**

 Short 1 (50mm - 100mm)

**Grass Cutting Areas**

 Short 2 (75mm - 125mm)

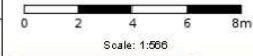
Wingfield Drive b

Potton CP

W113-18: Cut every 2wks. No cuts may be advised in dry conditions. Strim around furniture and trees. Do not cut within 30cm from base of trees.

Author:

Date: 02/11/2020



Grass Path/Mow strips

 Short 1 (50mm - 100mm)

Grass Cutting Areas

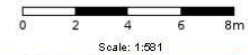
Wingfield Drive c

Potton CP

WI19-23: Cut every 2wks. No cuts may be advised in dry conditions. Strim around furniture and trees. Do not cut within 30cm from base of trees.

Author:

Date: 02/11/2020



Grass Path/Mow strips

Short 1 (50mm - 100mm)

Grass Cutting Areas



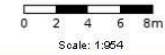
Wingfield Drive d

Potton CP

WI24-35: Cut every 2wks. No cuts may be advised in dry conditions. Strim around furniture and trees. Do not cut within 30cm from base of trees.

Author:

Date: 02/11/2020



**Grass Path/Mow strips**

 Short 1 (50mm - 100mm)

**Grass Cutting Areas**

 Short 1 (50mm - 100mm)

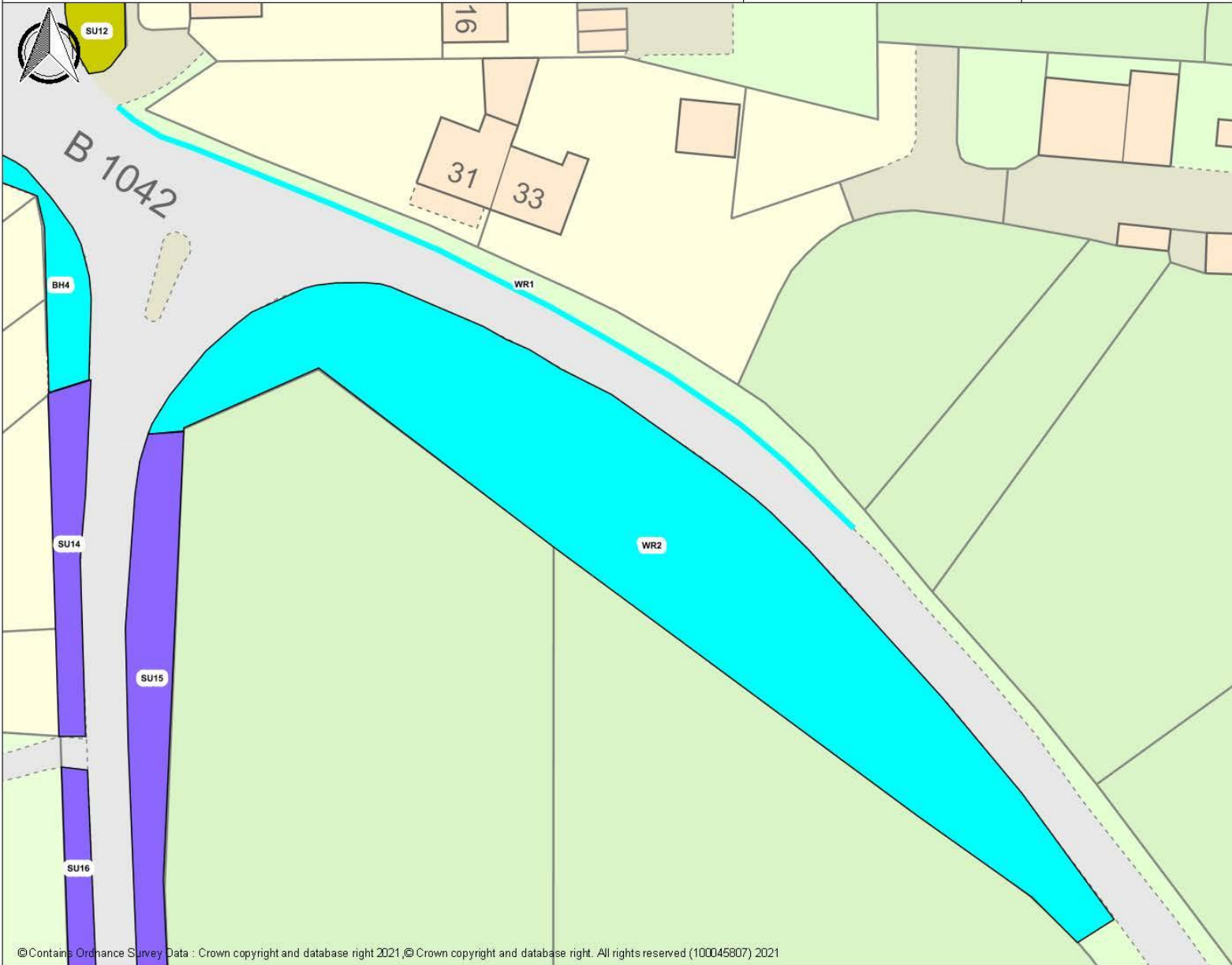
Wrestlingworth Road

Potton CP

WR1-2 Cut every 4wks. No cuts may be advised in dry conditions. Strim around furniture and trees. Do not cut within 30cm from base of trees.

Author:

Date: 01/01/2021



Grass Path/Mow strips

Intermed (100mm-250mm)

Grass Cutting Areas

Intermed. (100mm - 250mm)

Long (C) (100mm - 450mm)

Short 2 (75mm - 125mm)

Parish